

---

*Richard Woods, Georgia's School Superintendent*  
*"Educating Georgia's Future"*

April 7, 2016

**VIA U.S. MAIL**

Dr. Joseph Barrow  
Superintendent  
Fayette County School District  
210 Stonewall Avenue  
Fayetteville, GA 30214


Dear Dr. Barrow:

**RE: Fayette County Schools - Executed IE2 Partnership Contract**

Enclosed please find the executed IE2 Partnership Contract between Fayette County Board of Education and the State Board of Education.

Congratulations on your status and please let us know should you have any questions or concerns.

Sincerely,

  
Janelle Cornwall  
Staff Attorney

c Louis Erste, Associate Superintendent Policy and Charter Schools

Enclosure: Fayette County Schools - Executed IE2 Partnership Contract

## **Strategic Waivers School System (SWSS/IE<sup>2</sup>) Partnership Contract**

Come now the Fayette County Board of Education (Local Board) and the State Board of Education (State Board) and enter into this contract (the Contract) on the 1st day of July 2015.

**WHEREAS**, pursuant to O.C.G.A. § 20-2-81, the Local Board has developed a five-year strategic plan (Strategic Plan), attached hereto as Exhibit A, for improving the performance of its schools;

**WHEREAS**, the Local Board has proposed a Contract reflecting its Strategic Plan for each of its schools including components for flexibility, accountability, and consequences, as contemplated by state law;

**WHEREAS**, the Local Board has provided the Georgia Department of Education (GaDOE) with current performance and demographic data for each of its schools;

**WHEREAS**, the Local Board has proposed a performance template for each of its elementary, middle and high schools (School Plans);

**WHEREAS**, the Local Board has held a public hearing on March 16, 2015, as provided by state law; and

**WHEREAS**, pursuant to O.C.G.A. § 20-2-82, the Local Board has entered into negotiations with the GaDOE in consultation with the Governor's Office of Student Achievement (GOSA) concerning its contract,

**NOW, THEREFORE**, in consideration of the promises, benefits and duties contained herein, the sufficiency and adequacy of which is hereby acknowledged, the parties agree as follows:

1. Local Board. The Local Board agrees that, in exchange for the flexibility outlined in Exhibit B, it will achieve the accountability goals detailed in Exhibit C. The accountability goals for each school will also be reflected in the attached individual School Plans: Exhibit E for elementary schools; Exhibit F for middle schools and Exhibit G for high schools. The Local Board further agrees that if a school fails to meet its accountability goals as set forth in Exhibit C, the Local Board will implement no later than the date specified herein the consequences outlined in Exhibit D. The Local Board further agrees to cooperate with GOSA as it monitors the performance of the schools under its jurisdiction.
2. Governor's Office of Student Achievement (GOSA). In accordance with state law, GOSA will monitor each of the Local Board's schools with regard to its progress toward meeting its intermediate and five-year academic accountability goal as outlined in Exhibit C. Schools meeting the equivalent of three years' of targeted improvement as outlined in Exhibits C, E, F and G, will be deemed as meeting the accountability requirements of this Contract. If any district school is not in compliance with this goal, then GOSA will

notify the State Board and the GaDOE accordingly. Additionally, GOSA will monitor district performance on the operational accountability goals as outlined in Exhibit C. If the school district is not in compliance with these goals, then GOSA will notify the State Board and the GaDOE accordingly.

Because of the need to establish school baseline data based upon Georgia's new assessment system, GOSA will work with Local Board staff to develop CCRPI targets for each school using the accountability metrics detailed in Exhibit C following receipt by GOSA of school-level CCRPI without Challenge Points from the GaDOE. Local Board will then provide to the GaDOE updated Exhibits E, F and G reflecting the appropriate targets for each school and these Exhibits shall be automatically amended into the contract, replacing the earlier Exhibits.

3. Georgia Department of Education (GaDOE). The GaDOE shall provide support to the Local Board's schools that are not high-performing in accordance with State Board Rule 160-7-1-.04 Accountability System Awards and Consequences.
4. Term of Contract. This Contract will be based upon a term of five (5) years of performance accountability allowing seven years of district flexibility for the purpose of setting school benchmarks initially and then again to allow GOSA to finalize Year Five performance results, since CCRPI data for Year Five will not be available until the following year. The additional year at the end of the contract also ensures the implementation of consequences.
5. Contract Extensions. This Contract may be extended on an annual basis beyond the Initial Term if the Local Board successfully meets the terms of the Contract for at least three or more years as determined by the State Board.



6. Contract Renewal. Prior to the end of the Contract Term, the Contract may be amended and renewed for up to five additional years. Renewal is conditional upon a Local Board's satisfactory compliance with the terms of this Contract as determined by the State Board.
7. Amendments. No amendment, change, or modification to this Contract will be binding upon the parties unless such amendment, change, or modification is made in writing as an amendment to this Contract and duly executed by all parties. In accordance with state law, the terms of this Contract may be amended only due to unforeseen circumstances as determined by the State Board of Education or as otherwise permitted by law.
8. Incorporation of Documents. The Local Board has adopted a Strategic Plan, Exhibit A. The flexibility, accountability and consequences components of this contract are outlined in Exhibits B, C and D. For each school under the direct jurisdiction of the Local Board, except for charter schools, a School Plan has been provided as Exhibits E, F, and G. Exhibits A, B, C, D, E, F, and G are hereby each incorporated by reference into this contract. In the event of any inconsistency or conflict concerning any provisions of the Contract including exhibits, any such inconsistency or conflict shall be resolved as follows:
  - (a) First, by giving preference to the terms of the Contract (without exhibits);
  - (b) Second, by giving preference to Exhibits B, C, and D;
  - (c) Third, by giving preference to Exhibits E, F and G; and
  - (d) Fourth, by giving preference to Exhibit A.
9. Termination. The State Board may terminate this contract upon ninety (90) days written notice to the other party for reasonable cause. This Contract shall terminate automatically upon execution by all parties of a new partnership contract.

10. Authority. Each party represents and warrants that it has the authority to enter into this Contract and that its governing body has authorized, by proper action, the execution and delivery of the Contract. Each party represents that there is no litigation or proceeding pending or, to its knowledge, threatened against it having a material adverse effect on the right of the party to execute this Contract or the ability of the party to comply with any of its obligations under this Contract.
11. Venue and Governing Law. Any action brought by one party to this Contract against the other party shall be brought in the Superior Court of Fulton County and this Agreement will be governed by and construed in accordance with Georgia law.
12. Headings. The headings in this Contract have been inserted for convenience of reference and shall not affect, expand, or restrict the terms or conditions hereof.
13. Waiver. No party will be deemed to have waived any provisions of the Contract unless such waiver is made explicit in writing and signed by the party waiving such provision. No waiver shall be deemed to be a continuing waiver unless so stated in writing.
14. Waiver of Law and Rule. Notwithstanding any provision to the contrary, this contract shall not be construed to waive or approve variances of any federal, state and local rules, regulations, court orders, and statutes related to civil rights; insurance; the protection of the physical health and safety of school students, employees, and visitors; conflicting interest transactions; the prevention of unlawful conduct; any laws relating to unlawful conduct in or near a public school; or any reporting requirements pursuant to O.C.G.A. § 20-2-320 or Chapter 14 of Title 20; the requirements of O.C.G.A. § 20-2-210; the requirements of O.C.G.A. § 20-2-211.1; or the requirements in subsection (c) of O.C.G.A. § 20-2-327. A local school system that has received a waiver or variance shall

remain subject to the provisions of Part 3 of Article 2 of Chapter 14 of Title 20, the requirement that it shall not charge tuition or fees to its students except as may be authorized for local boards by O.C.G.A. § 20-2-133, and shall remain open to enrollment in the same manner as before the waiver request. .

15. Reporting Requirements. The Local Board shall be subject to all reporting requirements of O.C.G.A. §§ 20-2-160, 20-2-161(e), and 20-2-320 as required for funding purposes, as well as 20-2-740 as it relates to student safety.
16. Assignment. This Contract shall not be assigned or transferred unless consented to in writing by the State Board.
17. Notices. Any notice to be made by either party to the other shall be sufficiently made if delivered in hand, or three (3) calendar days after posting, if sent by registered or certified mail, return receipt requested, to a party hereto at the address set forth below or such other address as a party may designate by notice hereto.
18. Annual Review. Local Board staff will work cooperatively with GOSA in consultation with the GaDOE in monitoring of the accountability portion of this contract. Monitoring will include evaluating each school's progress toward meeting its performance accountability goals. Significant changes in student populations will be considered by GOSA at the end of the contract year and may initiate the review of subsequent performance goals. Further, GOSA may adopt a policy allowing for a second look at school performance to inform its evaluation.
19. Consequences. Should one or more schools or the school district subject to this contract be deemed out of compliance by GOSA and the State Board as provided by law or rule, the Local Board agrees to adopt or implement in a timely manner the appropriate

consequence(s) as outlined on Exhibit D. “In a timely manner” means before June 30, 2023, unless the contract is extended or renewed.

20. Effective Dates for Contract Provisions. This contract shall become effective on July 1, 2015 and, unless extended or renewed, will end on June 30, 2022. The performance accountability provisions of this contract will become effective July 1, 2016 and end on June 30, 2021.

21. Time. Time is of the essence for this Contract.

22. Execution in Counterparts. This Contract may be executed in multiple counterparts which, when taken together, will constitute one agreement. Copies of this Agreement will be equally binding as originals and faxed or scanned and emailed counterpart signatures will be sufficient to evidence execution.

23. Entire Agreement. This Contract constitutes the entire agreement between the parties and supersedes any prior understanding or representation of any kind preceding the date of this agreement.

**FOR DEPARTMENT:**

Attention: Garry McGiboney  
Deputy Superintendent for Policy and External Affairs  
Georgia Department of Education  
205 Jesse Hill Jr. Drive,  
2053 Twin Towers East  
Atlanta, Georgia 30334  
Phone: 404-657-2965  
Fax: 404-656-0966


**FOR LOCAL EDUCATIONAL AGENCY:**

Marion Key, Chairman  
Fayette County Board of Education  
210 Stonewall Avenue  
Fayetteville, GA 30214-0879  
Phone: 770-460-3535  
Fax: 770-460-8191

Dr. Joseph C. Barrow, Jr., Superintendent  
Fayette County School District  
210 Stonewall Avenue  
Fayetteville, GA 30214-0874  
Phone: 770-460-3535  
Fax: 770-460-8191

IN WITNESS WHEREOF, the parties state and affirm that they are duly authorized to bind the respected entities below as of the day and year indicated.

**GEORGIA DEPARTMENT OF EDUCATION**




Michael P. Royal, Chair, State Board of Education




Richard Woods, State Superintendent of Schools

**PUBLIC SCHOOL DISTRICT**



Marion Key, Chairman, Fayette County Board of Education



Dr. Joseph C. Barrow, Jr., Superintendent, Fayette County Board of Education

**Table of Exhibits – Fayette County Strategic Waivers School System  
(SWSS/IE<sup>2</sup>) Contract 2016**

Exhibit A – Strategic Plan

Exhibit B – Flexibility Component of Contract

Exhibit C – Accountability Component of Contract

Exhibit D – Consequences Component of Contract

Exhibit E – School Plans for Elementary Schools

Exhibit F – School Plans for Middle Schools

Exhibit G – School Plans for High Schools

**Fayette County Public Schools  
Strategic Improvement Plan  
Initiatives and Action Steps  
2015-2020**

**Goal Area 1: Student Engagement & Achievement**

Performance Objective: *Increase graduation rates and pathway completion for all subgroups.*

| <b>Initiative</b>   | <b>Action Steps</b>   | <b>Person(s) Responsible</b>       |
|---|---|------------------------------------|
| Create awareness of all Pathway options                         | Develop marketing and PR materials  | Dr. Terry Oatts                    |
| Performance indicator 9: % of seniors completing a pathway      | Schedule meetings with internal and external stakeholder groups<br>Create a comprehensive district CTAE website that details pathway options and other pertinent CTAE curricular information                            | Dr. Terry Oatts<br>Dr. Terry Oatts |
|   | Create a district pathway career day  | Lisa Collins                       |
|   | Develop strategic partnerships with higher education (Clayton State, Southern Crescent, Georgia Military College, Gordon College)   | Dr. Joseph Barrow                  |
| Create vertically aligned K-12 advisement program               | Create a team consisting of representatives from CTAE, guidance, core curriculum, technology, and registrar to design advisement program<br>Consult with districts that have comprehensively structured K-12 advisement | Dr. Terry Oatts<br>Dr. Terry Oatts |
|   | Align Guidance Services to the Office of Student Achievement to ensure optimal oversight, support and quality assurance of advisement services  | Dr. Terry Oatts                    |
| Increase and enhance College and Career Readiness Opportunities | Strategically expand high school credit opportunities in middle school  | Dr. Terry Oatts                    |



**Fayette County Public Schools  
Strategic Improvement Plan  
Initiatives and Action Steps  
2015-2020**

|  |  |                 |
|--|--|-----------------|
|  | Increase the variety of advanced placement courses   | Dr. Terry Oatts |
|  | Increase the variety of dual enrollment credit opportunities to include, but not limited to, Fayette County teachers being considered adjunct teachers during the regular school day | Dr. Terry Oatts |
|  | Create communication plans with information about dual enrollment, AP, and high school credit opportunities  | Dr. Terry Oatts |

Performance Objective: *Increase equity and access for all.*

| <b>Initiative</b>       | <b>Action Steps</b>  | <b>Person(s) Responsible</b>                          |
|-------------------------|--|---|
| RtI-PBIS Implementation | Communicate the RtI-PBIS Conceptual Framework to ensure a common understanding   | Dr. Joseph Barrow                                     |
|                         | Define key roles and responsibilities associated with RtI and PBIS implementation  | Dr. Terry Oatts                                       |
|                         | Coordinate and provide continuous PL on best practices implementation of RtI/PBIS  | Directors of School Improvement/Professional Learning |
|                         | Provide for a budget that prioritizes RtI-PBIS Implementation  | Dr. Terry Oatts                                       |
|                         | Identify appropriate, cost-effective universal screeners to identify academic and/or behavioral needs and afford sufficient progress monitoring and intervention | Dr. Terry Oatts                                       |

**Fayette County Public Schools  
Strategic Improvement Plan  
Initiatives and Action Steps  
2015-2020**

|                  |   |                 |
|------------------|---|-----------------|
| Curriculum Audit | Identify opportunities to enhance K-12 curriculum   | Dr. Terry Oatts |
|                  | Review and revise as warranted our special programs' eligibility/placement criteria         | Dr. Terry Oatts |
|                  |   |                 |
|                  |   |                 |
| LRE Audit        | Review LRE Guidelines with LEAs   | Rosie Gwin      |
|                  | Review service delivery model recommendations as part of initial eligibility determinations | Rosie Gwin      |
|                  | Identify the ratio of SWD served in a general educational setting                           | Rosie Gwin      |

Performance Objective: *Increase advanced levels of student mastery.*

| <b>Initiative</b>                | <b>Action Steps</b>                                   | <b>Person(s) Responsible</b> |
|----------------------------------|---|------------------------------|
| Rigorous and relevant curriculum | *Clarify vertical and horizontal curriculum alignment | Curriculum Coordinators      |

**Fayette County Public Schools  
Strategic Improvement Plan  
Initiatives and Action Steps  
2015-2020**

|   |  |                         |
|---|--|-------------------------|
|   | *Analyze standards for depth of knowledge  | Curriculum Coordinators |
|   | *Align assessments with appropriate levels of standards  | Curriculum Coordinators |
|   | *Prioritize level of standards based on depth of knowledge.  | Curriculum Coordinators |
|   | *Identify and implement effective instructional strategies to promote rigor and relevance through curriculum, instruction, and assessment. | Curriculum Coordinators |
| Create accessible standards-based digital content within the Learning Management System | *LMS training; identify well-aligned, rigorous, and relevant digital content to enhance classroom instruction.                             | Kate Matthews           |

**Fayette County Public Schools  
Strategic Improvement Plan  
Initiatives and Action Steps  
2015-2020**

|   |  |                         |
|---|--|-------------------------|
| Implement a balanced system of assessments.   | *Identify and implement the elements of effective assessment addressing how, why and what to assess, the purposes of assessment, and the use of data to drive instruction and increased student achievement.   | Dr. Terry Oatts         |
|   | Develop and create quarterly benchmarks for elementary (math, Ela, SS, Sci, embed reading and writing prompts within content)  | Curriculum Coordinators |
|   | Develop and create text-dependent and extended response writing prompts (6-12)   | Curriculum Coordinators |
|   | Develop secondary common assessments   | Curriculum Coordinators |
| Increase access for advanced learning opportunities at the elementary and middle grades level | Identify and implement scheduling changes to allow for expansion of gifted delivery models to include advance content so that high achieving learners not identified as gifted but meeting county-determined criteria have access to advanced learning options in math and ELA | Becky Ryckley           |

**Fayette County Public Schools  
Strategic Improvement Plan  
Initiatives and Action Steps  
2015-2020**

|  |   |   |
|--|---|---|
|  | Develop and implement advanced curriculum in elementary math and ELA  | ELA/Math Curriculum Coordinators              |
|  | Develop and implement an instructional enrichment period for elementary (extension and enrichment of curriculum)        | Becky Ryckley                                 |
|  | Develop and implement advanced curriculum units in accelerated middle grades core content                               | Curriculum Coordinators, Teachers             |
|  | Offer additional high school credit-bearing course opportunities for middle school students                             | Dr. Terry Oatts                               |
|  | Develop advisement programs for course planning for advanced learning options for elementary and middle school students | Principals, Guidance Counselors, Coordinators |

**Fayette County Public Schools  
Strategic Improvement Plan  
Initiatives and Action Steps  
2015-2020**

|  |   |                        |
|--|---|------------------------|
| <p>Increase enrollment in AP Courses</p>   | <p>Develop an advisement plan for middle level learners to prepare for Advanced Placement Courses</p>   | <p>Dr. Terry Oatts</p> |
|  | <p>Schedule a full complement of AP offerings to capitalize on student interest and goals.</p>  | <p>Dr. Terry Oatts</p> |
|  | <p>Leverage technology to afford students access to course content that may not be available at their school but that is available at another school within the district.</p> | <p>Dr. Terry Oatts</p> |
| <p>Increase advanced academic, CTAE, Fine Arts and World Languages pathway completion</p>  | <p>Develop an advisement plan for middle level learners to increase awareness of requirements associated with pathways</p>  | <p>Dr. Terry Oatts</p> |
| <p>Afford students a structured and flexible 9-12 virtual learning environment as a viable nontraditional secondary educational option</p> | <p>Acquire a viable content management system that can serve as the content service delivery vehicle for a flexible 9-12 virtual learning environment</p>                     | <p>Dr. Terry Oatts</p> |

**Fayette County Public Schools  
Strategic Improvement Plan  
Initiatives and Action Steps  
2015-2020**

|   |   |                   |
|---|---|-------------------|
|   | Facilitate the 9-12 virtual learning environment within an existing board facility                              | Dr. Joseph Barrow |
|   | Establish criteria for admissions that are equitable, accessible and reasonable for student success             | Dr. Terry Oatts   |
| Allow for a competency-based matriculation model that is premised on student mastery of content as opposed to seat-time matriculation | Afford students flexible learning opportunities to earn original and recovery credit on a continual basis       | Dr. Terry Oatts   |
|   | Advise viable students to avail themselves of the EOC Milestones test-out options                               | Dr. Terry Oatts   |
|   | Permit and encourage curriculum compacting as a curricular strategy with accompanying implementation guidelines | Dr. Terry Oatts   |

**Fayette County Public Schools  
Strategic Improvement Plan  
Initiatives and Action Steps  
2015-2020**

**Goal Area 2: Stakeholder, Community & Family Engagement**

Performance Objective: *Improve clarity and effectiveness of internal and external communications*

| <b>Initiative</b>   | <b>Action steps</b>   | <b>Persons responsible</b> |
|---|---|----------------------------|
| Communicate District Strategic Plan   | Establish an Engagement/Communication Committee with majority of members from community, parents cohort   | Virginia Gibbs             |
| Implement Engagement Plan for district  | Develop an engagement/communication plan.   | Dr. Joseph Barrow          |
| Implement Engagement Plan for district  | Assess, and as warranted, create opportunities for additional interactions between different school communities/feeder patterns                               | Dr. Joseph Barrow          |
| Implement Engagement Plan for district  | Hold ongoing stakeholder forums (e.g. parent, student, teacher, businesses, community)  | Dr. Joseph Barrow          |
| Increase number of volunteers as indicated in the volunteer mandated reporter training database | Communicate internally in schools and externally in community about volunteer needs and opportunities   | Melinda Berry-Dreisbach    |
| Increase number of volunteers as indicated in the volunteer mandated reporter training database | Develop opportunities for non-traditional means of volunteering; e.g. (sharing industry expertise through Skype, interview expert on a topic, guest speakers) |                            |
| Increase participation in the Ga. Parent Survey   | Advertise, send emails with link to the survey  | Dr. Terry Oatts            |

Performance Objective: *Expand educational and career development partnerships*

|   |   |                        |
|---|---|------------------------|
| Increase number of internships for students provided by businesses              | Create mechanism to define and communicate desired curriculum learning outcomes and the intern's desired skill development goals to potential businesses in selected pathways | Curriculum Coordinator |
| Increase number of business partners engaged with career pathway modules in K-8 | Communicate internally in schools and externally in community about volunteer needs and   | Coordinator for WBL    |



**Fayette County Public Schools  
Strategic Improvement Plan  
Initiatives and Action Steps  
2015-2020**

|   |   |                   |
|---|---|-------------------|
|   | opportunities   |                   |
| Increase number of business and industry participants in pathway councils | Communicate internally in schools and externally in community about volunteer needs and opportunities | Dr. Joseph Barrow |
| Increase number of business and industry participants in pathway councils | Establish additional pathway councils   | Dr. Joseph Barrow |
| Increase school system partnerships with universities                     | Determine needs and gaps  | Dr. Joseph Barrow |
| Increase school system partnerships with technical colleges               | Determine needs and gaps  | Dr. Joseph Barrow |
| Increase percentage of graduates who earn credit through dual enrollment  | Assess current perceptions and barriers regarding dual enrollment                                     | Dr. Terry Oatts   |

Performance Objective: *Improve effective engagement with community, family and schools*

|   |  |                         |
|---|--|-------------------------|
| Communicate District Strategic Plan         | Plan will be posted on eBoard site   | Dr. Joseph Barrow       |
| Communicate District Strategic Plan         | Broadcast Introduction and PowerPoint/video on Channel 24  | Melinda Berry-Dreisbach |
| Communicate District Strategic Plan         | Train and equip speakers to share strategic plan to provide program for community outreach groups; ex: Church groups, clubs, PTSO, civic organizations | Dr. Joseph Barrow       |
| Communicate District Strategic Plan         | Utilize a wide variety of media to communicate the strategic plan; e.g. print, social media, Channel 24, YouTube                                       | Melinda Berry-Dreisbach |
| Communicate District Strategic Plan         | Incorporate District Strategic Plan in Learning Management System  | Dr. Terry Oatts         |
| Align System Communications for Consistency | Provide template to all schools for uniform lay-out and navigation of school websites  | Sharon Lunceford        |
| Align System Communications for Consistency | Incorporate a mechanism for feedback on communication issues in Learning Management system.  | Sharon Lunceford        |

**Fayette County Public Schools  
Strategic Improvement Plan  
Initiatives and Action Steps  
2015-2020**

|   |  |                         |
|---|--|-------------------------|
| Measure stakeholder engagement with current communication delivery models | Develop parent/teacher/community engagement surveys to measure current means of communication  | Melinda Berry-Dreisbach |
| Measure stakeholder engagement with current communication delivery models | Assess current communications means to identify gaps in practices/tools/modes of communication based on data from survey                         | Melinda Berry-Dreisbach |
| Measure stakeholder engagement with current communication delivery models | Develop an engagement/communication plan.  | Melinda Berry-Dreisbach |
| Measure stakeholder engagement with current communication delivery models | Provide access to parent/teacher/community engagement surveys through a variety of means; e.g, Learning Management System, websites, IC messages | Sharon Lunceford        |
| Measure stakeholder engagement with current communication delivery models | Invite business/college/technical school partners to participate in the survey.  | Lisa Collins            |
| Align System Communications for Consistency                               | Create style guide for current system fonts, colors, use of logo, etc including recommendations for suggested modifications                      | Sharon Lunceford        |
| Align System Communications for Consistency                               | Create style guide for district and school websites aligning resources found in each. Standardize locations of those resources in each website.  | Sharon Lunceford        |
| Align System Communications for Consistency                               | Utilize students in high school graphic arts courses and website development courses to produce the style guides                                 | Sharon Lunceford        |

**Fayette County Public Schools  
Strategic Improvement Plan  
Initiatives and Action Steps  
2015-2020**

**Goal Area 3: Professional Growth & Human Resources**

Performance Objective: *Secure and maintain excellent staff*

| <b>Initiative</b>                   | <b>Action Steps</b>  | <b>Person(s) Responsible</b>  |
|-------------------------------------|--|---|
| Quality Candidate Access Initiative | <p>Complete intent surveys by Feb 1st</p> <p>Offer certified contracts no later than March 15th</p> <p>Limit internal transfers after June 1</p> <p>Identify high quality staff candidates from part-time employees, long-term subs, and student teachers for full-time positions (letters of intent)</p> <p>Identify potential "critical need" positions</p> <p>Offer letters of intent prior to contract date (when necessary) for potential vacancies in critical needs areas</p> | <p>HR Director</p> <p>Building/District Administrators</p> <p>Building/District Administrators<br/>HR Director</p> <p>HR Director</p> |
| Recruitment Enhancement Initiative  | <p>Create recruitment "teams"</p> <p>Send representatives to career fairs at colleges/universities with diverse populations of high minority representation.</p>   | <p>HR Director</p> <p>HR Director</p>   |

**Fayette County Public Schools  
Strategic Improvement Plan  
Initiatives and Action Steps  
2015-2020**

|  |   |                     |
|--|---|---------------------|
|  | <p>Advertise critical need positions in national professional publications</p> <p>Create opportunities for high-quality paraprofessionals to pursue teacher certification without resigning current position</p> <p>Insure hiring protocol is used with fidelity when filling vacancies</p> | Information Officer |
|--|---|---------------------|

Performance Objective: *Develop highly effective staff*

| <b>Initiative</b>                            | <b>Action Steps</b>  | <b>Person(s) Responsible</b>                                  |
|--|--|---|
| Targeted PL Initiative                       | <p>Survey staff re: Professional Learning (PL) needs and interests related to district and school-based strategic plans</p> <p>Create a representative committee to support PL planning and implementation</p> | <p>Dr. Terry Oatts</p> <p>Professional Learning Directors</p> |
| Situational PL Time Allocation Initiative    | <p>Prioritize PL needs (by area)</p> <p>Coordinate schedules between divisions</p>   | Directors of Elementary and Secondary Professional Learning   |
| PL-Job Duties Congruence Satisfaction Survey | Collate data sources into usable reports   | Directors of Elementary and Secondary Professional Learning   |
| Professional Learning Task Force             | Develop training modules on a variety of topics  | Directors of Elementary                                       |

**Fayette County Public Schools  
Strategic Improvement Plan  
Initiatives and Action Steps  
2015-2020**

|   |  |                                     |
|---|--|-------------------------------------|
|   |  | and Secondary Professional Learning |
| Modified Workday Initiative   | Identify days that provide minimal impact on parents and maximum opportunity for teachers                                      | Dr. Terry Oatts                     |
| Professional Learning Plans (PLPs)/Work Improvement Plans (WIPs) Workshop | Conduct training with administrators about creating effective Professional Learning Plans (PLPs)/Work Improvement Plans (WIPs) | Dr. Terry Oatts                     |

Performance Objective: *Create a system-wide succession plan*

| <b>Initiative</b>             | <b>Action Steps</b>  | <b>Person(s) Responsible</b> |
|-------------------------------|--|------------------------------|
| Personnel Audit               | Align position descriptions<br>Update and maintain district's organizational chart yearly<br>Identify employee retirement eligibility for next 3-5 years<br>Analyze potential impact of retirements in key positions<br>Compare Fayette County with similar size districts | Director of HR               |
| Leadership Development Cohort | Create cohorts with ongoing PL activities for aspiring leaders<br>Establish a teacher/leader development series at   | Dr. Joseph Barrow            |

**Fayette County Public Schools  
Strategic Improvement Plan  
Initiatives and Action Steps  
2015-2020**

|  |   |  |
|--|---|--|
|  | all levels.<br>Conduct PL w/principals on ways to encourage teacher leaders and increase opportunities for teacher leaders. |  |
|--|---|--|

**Goal Area 4: Digital Literacy and Integration**

Performance Objective: *Allocate adequate financial and material resources commensurate with digital priorities*

| <b>Initiative</b>                | <b>Action Steps</b>  | <b>Person(s) Responsible</b> |
|----------------------------------|--|------------------------------|
| LMS Budget Allocation            | Allocate funding for LMS adoption<br>Provide for PL in LMS Services Plan<br>Budget for sustainability of LMS | Dr. Terry Oatts              |
| E-rate Initiative                | Initiate e-rate application<br>Procure e-rate funding  | Sharon Lunceford             |
| Wireless Installation Initiative | Enhance and expand wireless infrastructure in our facilities   |                              |

**Fayette County Public Schools  
Strategic Improvement Plan  
Initiatives and Action Steps  
2015-2020**

Performance Objective: *Identify and define essential elements of digital literacy for faculty, staff, students and parents*

| <b>Initiative</b>                       | <b>Action Steps</b>   | <b>Person(s) Responsible</b> |
|---|---|------------------------------|
| School-based Technology Team Initiative | Form technology teams at the site-level consisting of early innovators and implementers<br>Afford these teams training on LMS integration<br>Leverage tech teams as a train-the-trainer vehicle for sustainability  | Kate Matthews                |
| Blackboard Learn Training Initiative    | Provide systemic and systematic LMS training to a variety of internal stakeholders vis-à-vis a Train-the trainer implementation model   | Kate Matthews                |
| Future Ready Schools Initiative         | Collaborate and network with schools across the country in an effort to maximize digital learning opportunities and help school districts move quickly toward preparing students for success in college, careers, and citizenship. The effort provides districts with resources and support to ensure that local technology and digital learning plans align with instructional best practices. |                              |

**Fayette County Public Schools  
Strategic Improvement Plan  
Initiatives and Action Steps  
2015-2020**

Performance Objective: *Afford students digital access to curricular content and resources*

| <b>Initiative</b>               | <b>Action Steps</b>  | <b>Person(s) Responsible</b> |
|---------------------------------|--|------------------------------|
| Chromebook Initiative           | Deploy chromebooks at our schools to afford them greater mobility of access and use for instructional purposes (e.g. research)<br>Enlist chromebook technology to facilitate online testing<br>Leverage chromebook technology to access digital learning platforms | Sharon Lunceford             |
| Digital Text Options Initiative | Pursue digital text options on a phase-in schedule as part of new adoption cycles<br>Pursue expanded options for text adoptions based on digital text availability   | Sharon Lunceford             |
| Blackboard LMS Adoption         | Afford key staff Bb Learn training to facilitate knowledge of LMS as a tool for facilitating anywhere/any time digital access to content   | Sharon Lunceford             |

**Goal Area 5: Organizational & Operational Effectiveness**

Performance Objective: *Ensure a safe supportive learning environment*

| <b>Initiative</b>                                   | <b>Action Steps</b>                                    | <b>Person(s) Responsible</b>      |
|---|--|-----------------------------------|
| Maintenance, Organization and Efficiency Initiative | Gather baseline data for response time for work orders | Mike Satterfield<br>Andy Buchanan |

April 28, 2015



**Fayette County Public Schools  
Strategic Improvement Plan  
Initiatives and Action Steps  
2015-2020**

|  |   |                                   |
|--|---|-----------------------------------|
|  | Evaluate staffing needs                                   | Mike Satterfield<br>Glenn Martin  |
|  | Improve work order response time                          | Mike Satterfield<br>Andy Buchanan |
|  | Revise 5-Year Facilities plan based on growth projections | Mike Satterfield                  |
|  | Formalize intergovernmental collaboration                 | Sam Sweat<br>Mike Satterfield     |

Performance Objective: *Increase efficient use of resources, processes and management structures*

| <b>Initiative</b>                             | <b>Action Steps</b>  | <b>Person(s) Responsible</b> |
|---|--|------------------------------|
| Finance/ Budget Process Efficiency Initiative | Collaborate with vendor in implementing new software purchased to improve business practices | Tom Gray<br>Laura Brock      |
|   | Streamline process for requisition and purchase order approval                               | Tom Gray<br>Laura Brock      |

**Fayette County Public Schools  
Strategic Improvement Plan  
Initiatives and Action Steps  
2015-2020**

|  |  |                             |
|--|--|-----------------------------|
|  | Enhance budget monitoring and reporting process  | Tom Gray<br>Bonnie Childers |
|  | Reduce paper usage via shift to electronic exchange of documents   | Tom Gray<br>Amy Butts       |
|  | Implement decentralized student focused budget development to insure equitable distribution of resources | Tom Gray<br>Bonnie Childers |

Performance Objective: *Improve organizational and governance structures*

| <b>Initiative</b>                    | <b>Action Steps</b>   | <b>Person(s) Responsible</b>               |
|--------------------------------------|---|--|
| Transportation Efficiency Initiative | Establish and analyze data evaluating on-time arrival of students   | Transportation Supervisors<br>Valerie Gray |
|                                      | Develop a transition plan for moving to new transportation facility | Roxanne Owen<br>George Davis               |

**Fayette County Public Schools  
Strategic Improvement Plan  
Initiatives and Action Steps  
2015-2020**

|   |   |  |
|---|---|--|
| <p>Organizational Efficiency Initiative</p> | <p>Gather and analyze data on maintenance compliance and out-of-service days of buses<br/>Evaluate software utilized for improving transportation resources routing location of buses fuel consumption repair/maintenance</p> <p>Evaluate staffing needs</p> <p>Identify expertise and best practices for policy development and revision</p> <p>Develop an organizational structure that best supports student achievement</p> | <p>George Davis<br/>Scott Wright<br/>Roxanne Owen<br/>George Davis<br/>Transportation Supervisors</p> <p>Roxanne Owen<br/>George Davis</p> <p>Dr. Joseph Barrow<br/>Dr. Terry Oatts<br/>Sam Sweat<br/>Tom Gray</p> <p>Dr. Joseph Barrow<br/>Dr. Terry Oatts<br/>Sam Sweat<br/>Tom Gray</p> |
|---|---|--|

## **Exhibit B – Flexibility Component of Contract**

### **For the Fayette County School District**

Under O.C.G.A. § 20-2-80 and SBOE Rule 160-5-1-.33, The Fayette County School District is seeking flexibility for all its schools from the following state statutes and associated rules in exchange for greater accountability (as outlined in the SWSS/IE2 Partnership Contract) over the life of a five-year contract which allows for six years of flexibility between the Fayette County School District Board of Education and the Georgia State Board of Education, except as prohibited in O.C.G.A. § 20-2-82(e).

- Class-size and Reporting requirements (O.C.G.A. § 20-2-182)
- Direct Classroom Expenditures and Expenditure Controls (O.C.G.A. § 20-2-171)
- Scheduling for Instruction/Program Enrollment and Appropriation except to the extent it relates to funding (O.C.G.A. § 20-2-160)
- QBE Financing except to the extent it relates to funding (O.C.G.A. § 20-2-161)
- Personnel Required (SBOE Rule 160-5-1-.22)
- Educational Programs (O.C.G.A. § 20-2-151, O.C.G.A. § 20-2-151.2, O.C.G.A. § 20-2-153, O.C.G.A. § 20-2-154, O.C.G.A. § 20-2-154.1, O.C.G.A. § 20-2-155, O.C.G.A. § 20-2-156)
- Organization of Schools; Middle School Programs; Schedule (O.C.G.A. § 20-2-290)
- Competencies and Core Curriculum, Online Learning (O.C.G.A. § 20-2-140.1, O.C.G.A. § 20-2-142)
- Promotion and Retention (O.C.G.A. § 20-2-283)
- Graduation Requirements for the purpose of substitution of equivalent or higher level requirements which will assist students in acquiring the knowledge and skills necessary to be successful as they continue their education at the postsecondary level and/or enter the workforce (SBOE Rule 160-4-2-.48)
- School Day and Year for Students and Employees (O.C.G.A. § 20-2-151, O.C.G.A. § 20-2-160(a), O.C.G.A. § 20-2-168(c))
- Health and Physical Education Program except as prohibited by O.C.G.A. § 20-2-82(e) (SBOE Rule 160-4-2-.12)
- Salary Schedule requirements (O.C.G.A. § 20-2-212)
- Certification requirements (O.C.G.A. § 20-2-108, O.C.G.A. § 20-2-200)
- Categorical Allotment requirements, Article 6 of Chapter 2 of Title 20 (O.C.G.A. § 20-2-167, O.C.G.A. § 20-2-183 to 20-2-186)
- Employment Conditions of Employment as it relates to Duty Free Lunch (O.C.G.A. § 20-2-218)
- School Attendance, Compulsory Attendance as it relates to the attendance protocol (O.C.G.A. § 20-2-690.2)
- School Choice Flexibility (O.C.G.A. § 20-2-2131)
- Fair Dismissal Act (O.C.G.A. § 20-2-940)

## Exhibit C – Accountability Component of Contract

### For the ~~Fayette County~~ School District

The State Board shall hold the ~~Fayette County~~ School District accountable for the performance of the academic goal listed below.

**Goal 1: Each ~~Fayette County~~ School District school will demonstrate proficiency and/or improvement on the CCRPI.**

Measure 1: School performance goals will be set so that for each year during the five-year contract, an individual school shall increase its CCRPI score (without Challenge Points) by 3% of the gap between the baseline year CCRPI score (without Challenge Points) and 100. Baseline year is 2015-2016.

OR

Measure 2: For each year during the five-year contract, an individual school with an initial CCRPI score (without Challenge Points), performing in the top quartile of the state within each grade cluster shall remain at or above the top quartile threshold established in the baseline year. Baseline year is 2015-2016.

OR

Measure 3: If a school fails to meet its CCRPI target score, the school will be deemed as meeting its yearly performance target if the school is determined to be “beating the odds” through an analysis that compares the school’s CCRPI to its expected performance as determined by the “beating the odds” model developed in partnership between GOSA and the GaDOE.

## Exhibit D – Consequences Component of Contract

### For the ~~Fayette County~~ School District

Sanctions and interventions for nonperforming schools:

The schedule of sanctions and interventions shall be designed to ensure that the local school system sufficiently addresses the achievement deficiencies at all non-performing schools under the local school system's management and control. Such sanctions and interventions shall be at the recommendation of GOSA and shall include the following:

In accordance with O.C.G.A. § 20-2-84.1, ~~Fayette County~~ School District will employ the following interventions or sanctions at all non-performing schools under the ~~Fayette County~~ School District's local management and control. The sanctions and interventions shall include the following:

- (a) If based upon the review of the 2016-2017 and/or 2017-2018 performance data, a school has not made sufficient progress toward meeting the articulated academic goals, a school improvement plan will be incorporated into the annual school strategic planning process and implemented by August 2018 (based upon review of 2016-2017 data) or August 2019 (based upon review of 2017-2018 data). The school improvement plan will address the specific achievement deficiencies along with a targeted plan to address the deficiencies. The school improvement plan and the targeted plan will be approved and monitored by the district throughout the academic year.
- (b) If based upon the review of 2018-2019 and/or 2019-2020 performance data, a school has not achieved three years of growth in the articulated academic goals, the ~~Fayette County~~ School District will apply direct school management support and intensive teacher development support as outlined in the jointly developed school improvement plan between the school leadership and district leadership staff. Implementation of the school improvement plan will occur no later than August 2020 (based upon review of 2018-2019 data) and/or August 2021 (based upon review of 2019-2020 data) and will be monitored by the school system.
- (c) If based upon the GOSA evaluation of the 2020-2021 performance data, a school has not achieved three years of growth in the articulated academic goals, the ~~Fayette County~~ School District will apply, in the 2022-2023 school year, the consequences recommended by GOSA and approved by the State Board of Education.

## School Data Component - Elementary

|                                   |                             |
|-----------------------------------|-----------------------------|
| Name of School:                   | Braelinn Elementary School  |
| Street Address:                   | 975 Robinson Road           |
| City, State Zip Code:             | Peachtree City, GA 30269    |
| GA DOE School Facility Code:      | «DOE_Facility_Code»         |
| Designated School Contact Person: |                             |
| Name                              | Wenonah Bell                |
| Title                             | Principal                   |
| Telephone Number                  | 770-631-5410                |
| Fax Number                        | 770-631-5430                |
| Email Address                     | bell.wenonah@mail.fcboe.org |
| Grades Served By School:          | K - 5                       |

## School Demographic Trend Data by Subgroup - Elementary

| «School»  | School Year  |              |              |              |              |
|---|--------------|--------------|--------------|--------------|--------------|
|   | 2009-10      | 2010-11      | 2011-12      | 2012-13      | 2013-14      |
| <b>Student Enrollment</b>                       | <b>563</b>   | <b>530</b>   | <b>485</b>   | <b>445</b>   | <b>544</b>   |
| American Indian                                 | 0            | 0            | 0            | 0            | <1           |
| Asian /Pacific Islander                         | 6            | 6            | 6            | 6            | 6            |
| Pacific Islander (reported beginning 2012-2013) |              |              |              | <1           | <1           |
| Black   | 1            | 3            | 4            | 3            | 3            |
| Hispanic  | 7            | 7            | 8            | 10           | 7            |
| Multi-Ethnic                                    | 4            | 3            | 0            | 0            | 0            |
| White   | 82           | 81           | 80           | 79           | 79           |
| ESOL: Percent Enrolled                          | 4            | 5            | 6            | 8            | 3            |
| SPED: Percent Enrolled                          | 14           | 14           | 14           | 8            | 7            |
| F/R Lunch: Percent Eligible                     | 4            | 7            | 10           | 11           | 5            |
| <b>Average Student Attendance</b>               | <b>96.08</b> | <b>96.11</b> | <b>97.31</b> | <b>96.50</b> | <b>96.65</b> |



**College and Career Ready  
Performance Index (CCRPI)**

Richard Woods *Georgia's School Superintendent*



| «School»   | CCRPI Score | Sum of Achievement, Progress, Achievement Gap, and Challenge Points |                 |                        |                              |                          |
|------------|-------------|---|-----------------|------------------------|------------------------------|--------------------------|
|            |             | Achievement Points  | Progress Points | Achievement Gap Points | Challenge Points             |                          |
|            |             |   |                 |                        | ED/EL/SWD Performance Points | Exceeding the Bar Points |
| CCRPI 2012 | 93.9        | 56.6  | 19.3            | 15                     | 2                            | 1                        |
|            |             |   |                 |                        | 3                            |                          |
| CCRPI 2013 | 90.2        | 57  | 19.1            | 12                     | 1.1                          | 1                        |
|            |             |   |                 |                        | 2.1                          |                          |
| CCRPI 2014 | 91.7        | 58.9  | 16.1            | 15                     | 1.2                          | .5                       |
|            |             |   |                 |                        | 1.7                          |                          |



## School Data Component - Elementary

|                                   |                               |
|-----------------------------------|-------------------------------|
| Name of School:                   | Burch Elementary School       |
| Street Address:                   | 330 Jenkins Road              |
| City, State Zip Code:             | Tyrone, GA 30290              |
| GA DOE School Facility Code:      | «DOE_Facility_Code»           |
| Designated School Contact Person: |                               |
| Name                              | Felecia Spicer                |
| Title                             | Principal                     |
| Telephone Number                  | 770-969-2820                  |
| Fax Number                        | 770-969-2824                  |
| Email Address                     | spicer.felecia@mail.fcboe.org |
| Grades Served By School:          | K - 5                         |

## School Demographic Trend Data by Subgroup - Elementary

| «School»  | School Year |             |             |             |             |
|---|-------------|-------------|-------------|-------------|-------------|
|   | 2009-10     | 2010-11     | 2011-12     | 2012-13     | 2013-14     |
| <b>Student Enrollment</b>                       | 663         | 631         | 570         | 557         | 531         |
| American Indian                                 | <1          | <1          | <1          | <1          | <1          |
| Asian /Pacific Islander                         | 3.6         | 3           | 3.2         | 1.6         | 2.6         |
| Pacific Islander (reported beginning 2012-2013) |             |             |             | 1           | 1           |
| Black   | 39          | 39          | 39          | 40          | 35          |
| Hispanic  | 29          | 32          | 31          | 33          | 33          |
| Multi-Ethnic                                    | 4.7         | 3.2         | 3.9         | 3.1         | 3.4         |
| White   | 24          | 23          | 22          | 22          | 25          |
| ESOL: Percent Enrolled                          | 3.5         | 5.2         | 9.5         | 14.9        | 18.6        |
| SPED: Percent Enrolled                          | 6.5         | 6.5         | 10.2        | 11.5        | 12.8        |
| F/R Lunch: Percent Eligible                     | 23.4        | 28.5        | 34.7        | 41.1        | 44.1        |
| <b>Average Student Attendance</b>               | <b>98.9</b> | <b>92.2</b> | <b>91.9</b> | <b>98.2</b> | <b>91.7</b> |



# College and Career Ready Performance Index (CCRPI)

Richard Woods Georgia's School Superintendent



| «School»   | CCRPI Score | Sum of Achievement, Progress, Achievement Gap, and Challenge Points |                 |                        |                              |                          |
|------------|-------------|---|-----------------|------------------------|------------------------------|--------------------------|
|            |             | Achievement Points  | Progress Points | Achievement Gap Points | Challenge Points             |                          |
|            |             |   |                 |                        | ED/EL/SWD Performance Points | Exceeding the Bar Points |
| CCRPI 2012 | 75.1        | 49  | 15.6            | 6                      | 4                            | .5                       |
|            |             |   |                 |                        | 4.5                          |                          |
| CCRPI 2013 | 82.1        | 48.9  | 18.3            | 9                      | 4.9                          | 1                        |
|            |             |   |                 |                        | 5.9                          |                          |
| CCRPI 2014 | 76.9        | 50.2  | 16.3            | 7                      | 1.9                          | 1.5                      |
|            |             |   |                 |                        | 3.4                          |                          |

## School Data Component - Elementary

|                                   |                                  |
|-----------------------------------|----------------------------------|
| Name of School:                   | Crabapple Lane Elementary School |
| Street Address:                   | 450 Crabapple Lane               |
| City, State Zip Code:             | Peachtree City, GA 30269         |
| GA DOE School Facility Code:      | «DOE_Facility_Code»              |
| Designated School Contact Person: |                                  |
| Name                              | Doe Evans                        |
| Title                             | Principal                        |
| Telephone Number                  | 770-487-5425                     |
| Fax Number                        | 770-487-6590                     |
| Email Address                     | evans.doe@mail.fcboe.org         |
| Grades Served By School:          | K - 5                            |

## School Demographic Trend Data by Subgroup - Elementary

| «School»  | School Year |         |         |         |         |
|---|-------------|---------|---------|---------|---------|
|   | 2009-10     | 2010-11 | 2011-12 | 2012-13 | 2013-14 |
| Student Enrollment                              | 582         | 558     | 543     | 575     | 707     |
| American Indian                                 | <1          | <1      | <1      | <1      | <1      |
| Asian /Pacific Islander                         | <1          | <1      | <1      | <1      | <1      |
| Pacific Islander (reported beginning 2012-2013) |             |         |         | 0       | <1      |
| Black   | 8.8         | 8.6     | 9.2     | 10.3    | 15.8    |
| Hispanic  | 8.2         | 8.2     | 8.5     | 8.9     | 7.4     |
| Multi-Ethnic                                    | <1          | <1      | <1      | <1      | <1      |
| White   | 74.1        | 74.6    | 73.5    | 71.1    | 68.3    |
| ESOL: Percent Enrolled                          | <1          | <1      | <1      | <1      | <1      |
| SPED: Percent Enrolled                          | <1          | <1      | <1      | <1      | <1      |
| F/R Lunch: Percent Eligible                     | <1          | <1      | <1      | <1      | <1      |
| Average Student Attendance                      | 96.08       | 95.62   | 96.82   | 95.95   | 96.65   |



# College and Career Ready Performance Index (CCRPI)

Richard Woods Georgia's School Superintendent



| «School»   | CCRPI Score | Sum of Achievement, Progress, Achievement Gap, and Challenge Points |                 |                        |                              |                          |
|------------|-------------|---|-----------------|------------------------|------------------------------|--------------------------|
|            |             | Achievement Points  | Progress Points | Achievement Gap Points | Challenge Points             |                          |
|            |             |   |                 |                        | ED/EL/SWD Performance Points | Exceeding the Bar Points |
| CCRPI 2012 | 93.2        | 57.9  | 18.6            | 14                     | 2.2                          | .5                       |
|            |             |   |                 |                        | 2.7                          |                          |
| CCRPI 2013 | 93          | 56.7  | 19.6            | 13                     | 2.7                          | 1                        |
|            |             |   |                 |                        | 3.7                          |                          |
| CCRPI 2014 | 90.9        | 57.7  | 15.9            | 14                     | 2.8                          | .5                       |
|            |             |   |                 |                        | 3.3                          |                          |

## School Data Component - Elementary

|                                   |                               |
|-----------------------------------|-------------------------------|
| Name of School:                   | Cleveland Elementary School   |
| Street Address:                   | 190 Lester Road               |
| City, State Zip Code:             | Fayetteville, GA 30215        |
| GA DOE School Facility Code:      | «DOE_Facility_Code»           |
| Designated School Contact Person: |                               |
| Name                              | Angle Southers                |
| Title                             | Principal                     |
| Telephone Number                  | 770-716-3905                  |
| Fax Number                        | 770-716-3909                  |
| Email Address                     | southers.angle@mail.fcboe.org |
| Grades Served By School:          | K - 5                         |

## School Demographic Trend Data by Subgroup - Elementary

| «School»  | School Year |         |         |         |         |
|---|-------------|---------|---------|---------|---------|
|   | 2009-10     | 2010-11 | 2011-12 | 2012-13 | 2013-14 |
| Student Enrollment                              | 554         | 592     | 554     | 555     | 552     |
| American Indian                                 | <1          | <1      | <1      | <1      | <1      |
| Asian /Pacific Islander                         | 4           | 6       | 6       | 7       | 7       |
| Pacific Islander (reported beginning 2012-2013) |             |         |         | <1      | <1      |
| Black   | 14          | 14      | 18      | 18      | 29      |
| Hispanic  | 12          | 13      | 14      | 16      | 18      |
| Multi-Ethnic                                    | 6           | 6       | 4       | 4       | 4       |
| White   | 63          | 62      | 57      | 54      | 42      |
| ESOL: Percent Enrolled                          | 6           | 8       | 8       | 8       | 9       |
| SPED: Percent Enrolled                          | 10          | 10      | 8       | 8       | 8       |
| F/R Lunch: Percent Eligible                     | 25          | 24      | 32      | 29      | 36      |
| Average Student Attendance                      | 96.44       | 96.19   | 97.29   | 96.66   | 97.00   |



# College and Career Ready Performance Index (CCRPI)

Richard Woods *Georgia's School Superintendent*



| «School»   | CCRPI Score | Sum of Achievement, Progress, Achievement Gap, and Challenge Points |                 |                        |                              |                          |
|------------|-------------|---|-----------------|------------------------|------------------------------|--------------------------|
|            |             | Achievement Points  | Progress Points | Achievement Gap Points | Challenge Points             |                          |
|            |             |   |                 |                        | ED/EL/SWD Performance Points | Exceeding the Bar Points |
| CCRPI 2012 | 80.5        | 52.4  | 15.5            | 10                     | 2.1                          | .5                       |
|            |             |   |                 |                        | 2.6                          |                          |
| CCRPI 2013 | 84.6        | 53.3  | 16.9            | 11                     | 2.9                          | .5                       |
|            |             |   |                 |                        | 3.4                          |                          |
| CCRPI 2014 | 80.1        | 52.3  | 15.1            | 10                     | 1.7                          | 1                        |
|            |             |   |                 |                        | 2.7                          |                          |

## School Data Component - Elementary

|                                   |                                 |
|-----------------------------------|---------------------------------|
| Name of School:                   | Fayetteville Elementary School  |
| Street Address:                   | 490 Hood Avenue                 |
| City, State Zip Code:             | Fayetteville, GA 30214          |
| GA DOE School Facility Code:      | «DOE_Facility_Code»             |
| Designated School Contact Person: |                                 |
| Name                              | Tabatha Lawrence                |
| Title                             | Principal                       |
| Telephone Number                  | 770-460-3560                    |
| Fax Number                        | 770-460-3402                    |
| Email Address                     | lawrence.tabatha@mail.fcboe.org |
| Grades Served By School:          | K - 5                           |

## School Demographic Trend Data by Subgroup - Elementary

| «School»  | School Year  |              |              |              |              |
|---|--------------|--------------|--------------|--------------|--------------|
|   | 2009-10      | 2010-11      | 2011-12      | 2012-13      | 2013-14      |
| <b>Student Enrollment</b>                       | <b>402</b>   | <b>448</b>   | <b>394</b>   | <b>392</b>   | <b>628</b>   |
| American Indian                                 | 1            | 1            | 2            | 1            | 4            |
| Asian /Pacific Islander                         | 20           | 25           | 18           | 23           | 33           |
| Pacific Islander (reported beginning 2012-2013) |              |              |              | 0            | 0            |
| Black   | 50.9         | 50           | 54.6         | 55.4         | 55.3         |
| Hispanic  | <1           | <1           | <1           | <1           | 1            |
| Multi-Ethnic                                    | <1           | <1           | <1           | <1           | <1           |
| White   | 27.6         | 28.3         | 23.4         | 19.4         | 22.1         |
| ESOL: Percent Enrolled                          | 3            | 3            | 4            | 7            | 6            |
| SPED: Percent Enrolled                          | 11           | 6.5          | 6.6          | 6.9          | 9.6          |
| F/R Lunch: Percent Eligible                     | 50           | 45           | 47           | 53           | 51           |
| <b>Average Student Attendance</b>               | <b>96.22</b> | <b>95.56</b> | <b>96.64</b> | <b>95.77</b> | <b>96.25</b> |



**College and Career Ready  
Performance Index (CCRPI)**

Richard Woods *Georgia's School Superintendent*



| «School»   | CCRPI Score | Sum of Achievement, Progress, Achievement Gap,<br>and Challenge Points |                    |                           |                                    |                                |
|------------|-------------|--|--------------------|---------------------------|------------------------------------|--------------------------------|
|            |             | Achievement<br>Points  | Progress<br>Points | Achievement<br>Gap Points | Challenge Points                   |                                |
|            |             |  |                    |                           | ED/EL/SWD<br>Performance<br>Points | Exceeding<br>the Bar<br>Points |
| CCRPI 2012 | 78.7        | 51.2   | 14.5               | 7                         | 5.5                                | .5                             |
|            |             |  |                    |                           | 6                                  |                                |
| CCRPI 2013 | 83.6        | 52.2   | 16.6               | 9                         | 6                                  | 0                              |
|            |             |  |                    |                           | 6                                  |                                |
| CCRPI 2014 | 82.4        | 51.9   | 15.4               | 9                         | 5.6                                | .5                             |
|            |             |  |                    |                           | 6.1                                |                                |



## School Data Component - Elementary

|                                   |                                   |
|-----------------------------------|-----------------------------------|
| Name of School:                   | Huddleston Elementary School      |
| Street Address:                   | 200 McIntosh Trail                |
| City, State Zip Code:             | Peachtree City , GA 30269         |
| GA DOE School Facility Code:      | 37                                |
| Designated School Contact Person: |                                   |
| Name                              | Heidi Pfannenstiel                |
| Title                             | Principal                         |
| Telephone Number                  | 770-631-3255                      |
| Fax Number                        | 770-631-3252                      |
| Email Address                     | pfannenstiel.heidi@mail.fcboe.org |
| Grades Served By School:          | K - 5                             |


## School Demographic Trend Data by Subgroup - Elementary

| «School»  | School Year |         |         |         |         |
|---|-------------|---------|---------|---------|---------|
|   | 2009-10     | 2010-11 | 2011-12 | 2012-13 | 2013-14 |
| Student Enrollment                              | 628         | 595     | 587     | 620     | 686     |
| American Indian                                 | 0           | 0       | 0       | 0       | 0       |
| Asian /Pacific Islander                         | 3           | 3       | 3       | 4       | 6       |
| Pacific Islander (reported beginning 2012-2013) |             |         |         | 0       | 0       |
| Black   | 6           | 5       | 7       | 8       | 7       |
| Hispanic  | 10          | 9       | 9       | 9       | 14      |
| Multi-Ethnic                                    | 7           | 6       | 6       | 7       | 5       |
| White   | 74          | 75      | 75      | 71      | 71      |
| ESOL: Percent Enrolled                          | 0           | 0       | 1       | 1       | 9       |
| SPED: Percent Enrolled                          | 11          | 9       | 10      | 11      | 10      |
| F/R Lunch: Percent Eligible                     | 19          | 21      | 23      | 25      | 30      |
| Average Student Attendance                      | 95.3        | 95.7    | 96.8    | 95.9    | 96.6    |



**College and Career Ready  
Performance Index (CCRPI)**

Richard Woods *Georgia's School Superintendent*



| «School»   | CCRPI Score | Sum of Achievement, Progress, Achievement Gap, and Challenge Points |                 |                        |                              |                          |
|------------|-------------|---|-----------------|------------------------|------------------------------|--------------------------|
|            |             | Achievement Points  | Progress Points | Achievement Gap Points | Challenge Points             |                          |
|            |             |   |                 |                        | ED/EL/SWD Performance Points | Exceeding the Bar Points |
| CCRPI 2012 | 85.1        | 55.8  | 16              | 10                     | 2.8                          | .5                       |
|            |             |   |                 |                        | 3.3                          |                          |
| CCRPI 2013 | 88.3        | 55.8  | 17.6            | 11                     | 2.9                          | 1                        |
|            |             |   |                 |                        | 3.9                          |                          |
| CCRPI 2014 | 83.5        | 54.5  | 15.3            | 10                     | 3.2                          | .5                       |
|            |             |   |                 |                        | 3.7                          |                          |

## School Data Component - Elementary

|  |                                      |
|--|--------------------------------------|
| <b>Name of School:</b>                   | <b>Inman Elementary School</b>       |
| <b>Street Address:</b>                   | <b>677 Inman Road</b>                |
| <b>City, State Zip Code:</b>             | <b>Fayetteville , GA 30215</b>       |
| <b>GA DOE School Facility Code:</b>      | <b>30</b>                            |
| <b>Designated School Contact Person:</b> |                                      |
| <b>Name</b>                              | <b>Dr. Louis Robinson</b>            |
| <b>Title</b>                             | <b>Principal</b>                     |
| <b>Telephone Number</b>                  | <b>770-460-3565</b>                  |
| <b>Fax Number</b>                        | <b>770-460-3563</b>                  |
| <b>Email Address</b>                     | <b>robinson.louis@mail.fcboe.org</b> |
| <b>Grades Served By School:</b>          | <b>K - 5</b>                         |

## School Demographic Trend Data by Subgroup - Elementary

| «School»   | School Year  |              |              |              |              |
|--|--------------|--------------|--------------|--------------|--------------|
|  | 2009-10      | 2010-11      | 2011-12      | 2012-13      | 2013-14      |
| <b>Student Enrollment</b>                              | <b>546</b>   | <b>576</b>   | <b>528</b>   | <b>511</b>   | <b>500</b>   |
| <b>American Indian</b>                                 | 0            | 0            | 0            | 0            | 0            |
| <b>Asian /Pacific Islander</b>                         | 7            | 7            | 8            | 6            | 3            |
| <b>Pacific Islander (reported beginning 2012-2013)</b> |              |              |              | <1           | <1           |
| <b>Black</b>   | 47           | 46           | 46           | 51           | 25           |
| <b>Hispanic</b>  | 6            | 8            | 6            | 7            | 8            |
| <b>Multi-Ethnic</b>                                    | 6            | 6            | 6            | 6            | 4            |
| <b>White</b>   | 32           | 33           | 33           | 30           | 59           |
| <b>ESOL: Percent Enrolled</b>                          | 0            | 0            | 6            | 6            | 5            |
| <b>SPED: Percent Enrolled</b>                          | 7            | 6            | 7            | 10           | 6            |
| <b>F/R Lunch: Percent Eligible</b>                     | 40           | 47           | 45           | 51           | 34           |
| <b>Average Student Attendance</b>                      | <b>96.22</b> | <b>96.27</b> | <b>96.68</b> | <b>96.09</b> | <b>96.60</b> |



**College and Career Ready  
Performance Index (CCRPI)**

Richard Woods *Georgia's School Superintendent*



| «School»   | CCRPI Score | Sum of Achievement, Progress, Achievement Gap, and Challenge Points |                 |                        |                              |                          |
|------------|-------------|---|-----------------|------------------------|------------------------------|--------------------------|
|            |             | Achievement Points  | Progress Points | Achievement Gap Points | Challenge Points             |                          |
|            |             |   |                 |                        | ED/EL/SWD Performance Points | Exceeding the Bar Points |
| CCRPI 2012 | 85          | 52.8  | 16.3            | 11                     | 4.4                          | .5                       |
|            |             |   |                 |                        | 4.9                          |                          |
| CCRPI 2013 | 89.5        | 54.6  | 17.8            | 11                     | 5.6                          | .5                       |
|            |             |   |                 |                        | 6.1                          |                          |
| CCRPI 2014 | 86.9        | 55.5  | 17.6            | 10                     | 3.3                          | .5                       |
|            |             |   |                 |                        | 3.8                          |                          |

## School Data Component - Elementary

|                                   |                             |
|-----------------------------------|-----------------------------|
| Name of School:                   | Kedron Elementary School    |
| Street Address:                   | 200 Kedron Drive            |
| City, State Zip Code:             | Peachtree City , GA 30269   |
| GA DOE School Facility Code:      | 38                          |
| Designated School Contact Person: |                             |
| Name                              | Dr. Julie Turner            |
| Title                             | Principal                   |
| Telephone Number                  | 770-486-2700                |
| Fax Number                        | 770-486-2707                |
| Email Address                     | turner.julie@mail.fcboe.org |
| Grades Served By School:          | K - 5                       |

## School Demographic Trend Data by Subgroup - Elementary

| «School»  | School Year |         |         |         |         |
|---|-------------|---------|---------|---------|---------|
|   | 2009-10     | 2010-11 | 2011-12 | 2012-13 | 2013-14 |
| <b>Student Enrollment</b>                       | 628         | 630     | 594     | 559     | 616     |
| American Indian                                 | 1           | <1      | <1      | <1      | <1      |
| Asian /Pacific Islander                         | 11          | 11      | 9       | 9       | 15      |
| Pacific Islander (reported beginning 2012-2013) |             |         |         | <1      | <1      |
| Black   | 11          | 13      | 15      | 16      | 15      |
| Hispanic  | 11          | 12      | 12      | 12      | 8       |
| Multi-Ethnic                                    | 7           | 7       | 5       | 6       | 6       |
| White   | 59          | 57      | 58      | 56      | 53      |
| ESOL: Percent Enrolled                          | 4           | 4       | 8       | 8       | 6       |
| SPED: Percent Enrolled                          | 9           | 10      | 10      | 11      | 8       |
| F/R Lunch: Percent Eligible                     | 18          | 18      | 23      | 25      | 19      |
| Average Student Attendance                      | 96          | 96      | 97      | 96      | 96      |



# College and Career Ready Performance Index (CCRPI)

Richard Woods Georgia's School Superintendent



| «School»   | CCRPI Score | Sum of Achievement, Progress, Achievement Gap, and Challenge Points |                 |                        |                              |                          |
|------------|-------------|---|-----------------|------------------------|------------------------------|--------------------------|
|            |             | Achievement Points  | Progress Points | Achievement Gap Points | Challenge Points             |                          |
|            |             |   |                 |                        | ED/EL/SWD Performance Points | Exceeding the Bar Points |
| CCRPI 2012 | 96.1        | 58.2  | 19.8            | 15                     | 2.6                          | .5                       |
|            |             |   |                 |                        | 3.1                          |                          |
| CCRPI 2013 | 95.3        | 58.3  | 19.1            | 15                     | 2.4                          | .5                       |
|            |             |   |                 |                        | 2.9                          |                          |
| CCRPI 2014 | 93.4        | 58.8  | 17.5            | 15                     | 2.1                          | 0                        |
|            |             |   |                 |                        | 2.1                          |                          |

## School Data Component - Elementary

|                                   |                             |
|-----------------------------------|-----------------------------|
| Name of School:                   | Minter Elementary School    |
| Street Address:                   | 1650 Highway 85 South       |
| City, State Zip Code:             | Fayetteville, GA 30215      |
| GA DOE School Facility Code:      | 46                          |
| Designated School Contact Person: |                             |
| Name                              | Erinn Angelo                |
| Title                             | Principal                   |
| Telephone Number                  | 770-716-3910                |
| Fax Number                        | 770-716-3914                |
| Email Address                     | angelo.erinn@mail.fcboe.org |
| Grades Served By School:          | K - 5                       |

## School Demographic Trend Data by Subgroup - Elementary

| «School»  | School Year |         |         |         |         |
|---|-------------|---------|---------|---------|---------|
|   | 2009-10     | 2010-11 | 2011-12 | 2012-13 | 2013-14 |
| Student Enrollment                              | 633         | 602     | 615     | 624     | 788     |
| American Indian                                 | 0           | 0       | 0       | <1      | 0       |
| Asian /Pacific Islander                         | <1          | <1      | <1      | <1      | <1      |
| Pacific Islander (reported beginning 2012-2013) |             |         |         | 0       | <1      |
| Black   | 12          | 11      | 8       | 11      | 20      |
| Hispanic  | <1          | <1      | <1      | <1      | <1      |
| Multi-Ethnic                                    | <1          | <1      | 0       | 0       | 0       |
| White   | 77%         | 78%     | 78%     | 76%     | 67%     |
| ESOL: Percent Enrolled                          | <1          | <1      | <1      | <1      | <1      |
| SPED: Percent Enrolled                          | 12%         | 10%     | 9%      | 10%     | 12%     |
| F/R Lunch: Percent Eligible                     | 18%         | 18%     | 22%     | 23%     | 18%     |
| Average Student Attendance                      |             |         |         |         |         |



**College and Career Ready  
Performance Index (CCRPI)**

**Richard Woods** *Georgia's School Superintendent*



| «School»   | CCRPI Score | Sum of Achievement, Progress, Achievement Gap, and Challenge Points |                 |                        |                              |                          |
|------------|-------------|---|-----------------|------------------------|------------------------------|--------------------------|
|            |             | Achievement Points  | Progress Points | Achievement Gap Points | Challenge Points             |                          |
|            |             |   |                 |                        | ED/EL/SWD Performance Points | Exceeding the Bar Points |
| CCRPI 2012 | 89.7        | 57.4  | 16.5            | 14                     | 1.3                          | .5                       |
|            |             |   |                 |                        | 1.8                          |                          |
| CCRPI 2013 | 87.5        | 55.8  | 16.5            | 12                     | 2.7                          | .5                       |
|            |             |   |                 |                        | 3.2                          |                          |
| CCRPI 2014 | 90.3        | 56.2  | 17.8            | 13                     | 2.8                          | .5                       |
|            |             |   |                 |                        | 3.3                          |                          |



## School Data Component - Elementary

|                                   |                                 |
|-----------------------------------|---------------------------------|
| Name of School:                   | North Fayette Elementary School |
| Street Address:                   | 609 Kenwood Road                |
| City, State Zip Code:             | Fayetteville, GA 30214          |
| GA DOE School Facility Code:      | 39                              |
| Designated School Contact Person: |                                 |
| Name                              | Oatha Mann                      |
| Title                             | Principal                       |
| Telephone Number                  | 770-460-3570                    |
| Fax Number                        | 770-460-3581                    |
| Email Address                     | mann.oatha@mail.fcboe.org       |
| Grades Served By School:          | K - 5                           |

## School Demographic Trend Data by Subgroup - Elementary

| «School»  | School Year |             |             |            |             |
|---|-------------|-------------|-------------|------------|-------------|
|   | 2009-10     | 2010-11     | 2011-12     | 2012-13    | 2013-14     |
| <b>Student Enrollment</b>                       | <b>477</b>  | <b>521</b>  | <b>505</b>  | <b>516</b> | <b>642</b>  |
| American Indian                                 | <1          | <1          | <1          | <1         | <1          |
| Asian /Pacific Islander                         | 3.5         | 4.4         | 4.1         | 3.6        | 3.7         |
| Pacific Islander (reported beginning 2012-2013) |             |             |             | 0          | 0           |
| Black   | 60.1        | 60.6        | 59.4        | 61.4       | 60.1        |
| Hispanic  | 19.9        | 20.9        | 20          | 19.1       | 17.7        |
| Multi-Ethnic                                    | 4.1         | 1.9         | 3.1         | 2.7        | 4           |
| White   | 11.7        | 11.5        | 12.8        | 12.9       | 14.1        |
| ESOL: Percent Enrolled                          | 10.9        | 11.9        | 14.6        | 13.3       | 13.2        |
| SPED: Percent Enrolled                          | 12.3        | 10.9        | 9.9         | 10.4       | 11.5        |
| F/R Lunch: Percent Eligible                     | 63.7        | 58.7        | 61.9        | 61.6       | 64          |
| <b>Average Student Attendance</b>               | <b>96.6</b> | <b>96.6</b> | <b>96.6</b> | <b>97</b>  | <b>96.6</b> |



# College and Career Ready Performance Index (CCRPI)

Richard Woods Georgia's School Superintendent



| «School»   | CCRPI Score | Sum of Achievement, Progress, Achievement Gap, and Challenge Points |                 |                        |                              |                          |
|------------|-------------|---|-----------------|------------------------|------------------------------|--------------------------|
|            |             | Achievement Points  | Progress Points | Achievement Gap Points | Challenge Points             |                          |
|            |             |   |                 |                        | ED/EL/SWD Performance Points | Exceeding the Bar Points |
| CCRPI 2012 | 85.8        | 51  | 17.6            | 11                     | 5.7                          | .5                       |
|            |             |   |                 |                        | 6.2                          |                          |
| CCRPI 2013 | 74.7        | 48.7  | 14.8            | 5                      | 5.7                          | .5                       |
|            |             |   |                 |                        | 6.2                          |                          |
| CCRPI 2014 | 79.5        | 49.5  | 16.5            | 7                      | 6                            | .5                       |
|            |             |   |                 |                        | 6.5                          |                          |

## School Data Component - Elementary

|                                   |                               |
|-----------------------------------|-------------------------------|
| Name of School:                   | Oak Grove Elementary School   |
| Street Address:                   | 101 Crosstown Road            |
| City, State Zip Code:             | Peachtree City, GA 30269      |
| GA DOE School Facility Code:      | 40                            |
| Designated School Contact Person: |                               |
| Name                              | Bonnie Hancock                |
| Title                             | Principal                     |
| Telephone Number                  | 770-631-3260                  |
| Fax Number                        | 770-631-5431                  |
| Email Address                     | hancock.bonnie@mail.fcboe.org |
| Grades Served By School:          | K - 5                         |

## School Demographic Trend Data by Subgroup - Elementary

| «School»  | School Year |            |            |            |            |
|---|-------------|------------|------------|------------|------------|
|   | 2009-10     | 2010-11    | 2011-12    | 2012-13    | 2013-14    |
| <b>Student Enrollment</b>                       | <b>516</b>  | <b>560</b> | <b>507</b> | <b>560</b> | <b>524</b> |
| American Indian                                 | <1          | <1         | <1         | <1         | <1         |
| Asian /Pacific Islander                         | 6           | 6          | 6          | 7          | 6          |
| Pacific Islander (reported beginning 2012-2013) |             |            |            | <1         | <1         |
| Black   | 15          | 15         | 18         | 19         | 18         |
| Hispanic  | 13          | 11         | 15         | 11         | 18         |
| Multi-Ethnic                                    | 4           | 3          | 2          | 4          | 4          |
| White   | 58          | 58         | 55         | 51         | 50         |
| ESOL: Percent Enrolled                          | 7           | 10         | 9          | 8          | 14         |
| SPED: Percent Enrolled                          | 12          | 9          | 8          | 10         | 10         |
| F/R Lunch: Percent Eligible                     | 32          | 32         | 35         | 38         | 40         |
| <b>Average Student Attendance</b>               | <b>95</b>   | <b>93</b>  | <b>90</b>  | <b>96</b>  | <b>92</b>  |



**College and Career Ready  
Performance Index (CCRPI)**

**Richard Woods** *Georgia's School Superintendent*



| «School»   | CCRPI Score | Sum of Achievement, Progress, Achievement Gap, and Challenge Points |                 |                        |                              |                          |
|------------|-------------|---|-----------------|------------------------|------------------------------|--------------------------|
|            |             | Achievement Points  | Progress Points | Achievement Gap Points | Challenge Points             |                          |
|            |             |   |                 |                        | ED/EL/SWD Performance Points | Exceeding the Bar Points |
| CCRPI 2012 | 88.3        | 54.7  | 18.2            | 11                     | 3.9                          | .5                       |
|            |             |   |                 |                        | 4.4                          |                          |
| CCRPI 2013 | 89.3        | 55.8  | 19              | 10                     | 4                            | .5                       |
|            |             |   |                 |                        | 4.5                          |                          |
| CCRPI 2014 | 90          | 56.4  | 18.5            | 11                     | 3.6                          | .5                       |
|            |             |   |                 |                        | 4.1                          |                          |

## School Data Component - Elementary

|                                   |                                  |
|-----------------------------------|----------------------------------|
| Name of School:                   | Peachtree City Elementary School |
| Street Address:                   | 201 Wisdom Road                  |
| City, State Zip Code:             | Peachtree City, GA 30269         |
| GA DOE School Facility Code:      | 41                               |
| Designated School Contact Person: |                                  |
| Name                              | Dr. Kristin Berryman             |
| Title                             | Principal                        |
| Telephone Number                  | 770-631-3250                     |
| Fax Number                        | 770-631-3249                     |
| Email Address                     | berryman.kristin@mail.fcboe.org  |
| Grades Served By School:          | K - 5                            |

## School Demographic Trend Data by Subgroup - Elementary

| «School»  | School Year |         |         |         |         |
|---|-------------|---------|---------|---------|---------|
|   | 2009-10     | 2010-11 | 2011-12 | 2012-13 | 2013-14 |
| Student Enrollment %                            | 464         | 522     | 513     | 519     | 519     |
| American Indian                                 | 1           | 1       | 1       | 1       | 1       |
| Asian /Pacific Islander                         | 12          | 12      | 13      | 14      | 14      |
| Pacific Islander (reported beginning 2012-2013) |             |         |         | 0       | 0       |
| Black   | 9           | 10      | 11      | 10      | 8       |
| Hispanic  | 11          | 9       | 8       | 8       | 7       |
| Multi-Ethnic                                    | 5           | 5       | 6       | 6       | 6       |
| White   | 63          | 63      | 63      | 63      | 65      |
| ESOL: Percent Enrolled                          | 5           | 5       | 7       | 7       | 8       |
| SPED: Percent Enrolled                          | 9           | 7.4     | 9.4     | 10.5    | 9.1     |
| F/R Lunch: Percent Eligible                     | 15          | 13      | 13      | 15      | 16      |
| Average Student Attendance                      | 96.24       | 96.32   | 96.95   | 96.50   | 96.99   |



# College and Career Ready Performance Index (CCRPI)

Richard Woods Georgia's School Superintendent



| «School»   | CCRPI Score | Sum of Achievement, Progress, Achievement Gap, and Challenge Points |                 |                        |                              |                          |
|------------|-------------|---|-----------------|------------------------|------------------------------|--------------------------|
|            |             | Achievement Points  | Progress Points | Achievement Gap Points | Challenge Points             |                          |
|            |             |   |                 |                        | ED/EL/SWD Performance Points | Exceeding the Bar Points |
| CCRPI 2012 | 93.9        | 58.4  | 17.5            | 15                     | 2.5                          | .5                       |
|            |             |   |                 |                        | 3                            |                          |
| CCRPI 2013 | 94.9        | 58.4  | 17.9            | 15                     | 2.6                          | 1                        |
|            |             |   |                 |                        | 3.6                          |                          |
| CCRPI 2014 | 93.2        | 59.1  | 15.9            | 15                     | 2.2                          | 1                        |
|            |             |   |                 |                        | 3.2                          |                          |

## School Data Component - Elementary

|                                   |                               |
|-----------------------------------|-------------------------------|
| Name of School:                   | Peoples Elementary School     |
| Street Address:                   | 153 Panther Path              |
| City, State Zip Code:             | Fayetteville, GA 30215        |
| GA DOE School Facility Code:      | 42                            |
| Designated School Contact Person: |                               |
| Name                              | Buffy Blodgett                |
| Title                             | Principal                     |
| Telephone Number                  | 770-486-2734                  |
| Fax Number                        | 770-486-2731                  |
| Email Address                     | blodgett.buffy@mail.fcboe.org |
| Grades Served By School:          | K - 5                         |

## School Demographic Trend Data by Subgroup - Elementary

| «School»  | School Year  |              |              |              |              |
|---|--------------|--------------|--------------|--------------|--------------|
|   | 2009-10      | 2010-11      | 2011-12      | 2012-13      | 2013-14      |
| <b>Student Enrollment</b>                       | <b>697</b>   | <b>688</b>   | <b>626</b>   | <b>586</b>   | <b>674</b>   |
| American Indian                                 | <1           | <1           | <1           | <1           | 1.2          |
| Asian /Pacific Islander                         | 2.7          | 2.6          | 2.9          | 3.9          | 3.3          |
| Pacific Islander (reported beginning 2012-2013) |              |              |              | 3.9          | 3.3          |
| Black   | 4            | 5.5          | 4.5          | 3.6          | 5            |
| Hispanic  | 4.9          | 4.4          | 5.3          | 5.1          | 5.9          |
| Multi-Ethnic                                    | 2.7          | 3.5          | 3.7          | 3.6          | 3.0          |
| White   | 85.2         | 83.6         | 83.1         | 83.4         | 81.6         |
| ESOL: Percent Enrolled                          | 0            | 0            | 0            | 0            | 1.0          |
| SPED: Percent Enrolled                          | 5.7          | 4.8          | 5.6          | 6.5          | 8.9          |
| F/R Lunch: Percent Eligible                     | 3.4          | 4            | 3            | 3            | 14           |
| <b>Average Student Attendance</b>               | <b>96.15</b> | <b>96.54</b> | <b>97.19</b> | <b>96.50</b> | <b>96.78</b> |



# College and Career Ready Performance Index (CCRPI)

Richard Woods Georgia's School Superintendent



| «School»   | CCRPI Score | Sum of Achievement, Progress, Achievement Gap, and Challenge Points |                 |                        |                              |                          |
|------------|-------------|---|-----------------|------------------------|------------------------------|--------------------------|
|            |             | Achievement Points  | Progress Points | Achievement Gap Points | Challenge Points             |                          |
|            |             |   |                 |                        | ED/EL/SWD Performance Points | Exceeding the Bar Points |
| CCRPI 2012 | 94.6        | 59.2  | 19              | 15                     | .9                           | .5                       |
|            |             |   |                 |                        | 1.4                          |                          |
| CCRPI 2013 | 94.8        | 59.4  | 19.9            | 15                     |                              | .5                       |
|            |             |   |                 |                        | .5                           |                          |
| CCRPI 2014 | 95.4        | 57.7  | 19.2            | 15                     | 2                            | 1.5                      |
|            |             |   |                 |                        | 3.5                          |                          |



## School Data Component - Elementary

|                                   |                               |
|-----------------------------------|-------------------------------|
| Name of School:                   | Spring Hill Elementary School |
| Street Address:                   | 100 Bradford Square           |
| City, State Zip Code:             | Fayetteville, GA 30214        |
| GA DOE School Facility Code:      | 43                            |
| Designated School Contact Person: |                               |
| Name                              | Randy Hudson                  |
| Title                             | Principal                     |
| Telephone Number                  | 770-460-3432                  |
| Fax Number                        | 770-460-3433                  |
| Email Address                     | hudson.randy@mail.fcboe.org   |
| Grades Served By School:          | K - 5                         |

## School Demographic Trend Data by Subgroup - Elementary

| «School»  | School Year  |              |              |              |              |
|---|--------------|--------------|--------------|--------------|--------------|
|   | 2009-10      | 2010-11      | 2011-12      | 2012-13      | 2013-14      |
| <b>Student Enrollment</b>                       | 573          | 549          | 536          | 494          | 618          |
| American Indian                                 | <1           | <1           | <1           | <1           | <1           |
| Asian /Pacific Islander                         | 8            | 9            | 7            | 6            | 7            |
| Pacific Islander (reported beginning 2012-2013) |              |              |              | 0            | 0            |
| Black   | 28           | 29           | 32           | 35           | 52           |
| Hispanic  | 4            | 5            | 5            | 5            | 10           |
| Multi-Ethnic                                    | 2            | 5            | 5            | 3            | 5            |
| White   | 58           | 52           | 51           | 49           | 25           |
| ESOL: Percent Enrolled                          | 0            | <1           | <1           | <1           | <1           |
| SPED: Percent Enrolled                          | 15           | 15           | 16           | 11           | 12           |
| F/R Lunch: Percent Eligible                     | 22           | 25           | 29           | 27           | 61           |
| <b>Average Student Attendance</b>               | <b>96.33</b> | <b>96.38</b> | <b>97.06</b> | <b>96.19</b> | <b>96.40</b> |



# College and Career Ready Performance Index (CCRPI)

Richard Woods Georgia's School Superintendent



| «School»   | CCRPI Score | Sum of Achievement, Progress, Achievement Gap, and Challenge Points |                 |                        |                              |                          |
|------------|-------------|---|-----------------|------------------------|------------------------------|--------------------------|
|            |             | Achievement Points  | Progress Points | Achievement Gap Points | Challenge Points             |                          |
|            |             |   |                 |                        | ED/EL/SWD Performance Points | Exceeding the Bar Points |
| CCRPI 2012 | 84.4        | 52.6  | 17.8            | 10                     | 3.5                          | .5                       |
|            |             |   |                 |                        | 4                            |                          |
| CCRPI 2013 | 85.6        | 53.6  | 16.5            | 12                     | 3                            | .5                       |
|            |             |   |                 |                        | 3.5                          |                          |
| CCRPI 2014 | 79.4        | 49.8  | 15.8            | 8                      | 5.8                          | 0                        |
|            |             |   |                 |                        | 5.8                          |                          |

## School Data Component - Middle

|                                   |                                 |
|-----------------------------------|---------------------------------|
| Name of School:                   | Bennett's Mill Middle School    |
| Street Address:                   | 210 Lester Road                 |
| City, State Zip Code:             | Fayetteville, GA 30215          |
| GA DOE School Facility Code:      | «DOE_F23                        |
| Designated School Contact Person: |                                 |
| Name                              | Dr. Marcus Broadhead            |
| Title                             | Principal                       |
| Telephone Number                  | 770-716-3982                    |
| Fax Number                        | 770-716-3983                    |
| Email Address                     | broadhead.marcus@mail.fcboe.org |
| Grades Served By School:          | 6-8                             |

## School Demographic Trend Data by Subgroup - Middle

| «School»  | School Year  |              |              |              |              |
|---|--------------|--------------|--------------|--------------|--------------|
|   | 2009-10      | 2010-11      | 2011-12      | 2012-13      | 2013-14      |
| <b>Student Enrollment</b>                       | <b>646</b>   | <b>627</b>   | <b>625</b>   | <b>619</b>   | <b>1045</b>  |
| American Indian                                 | <1           | <1           | <1           | <1           | <1           |
| Asian /Pacific Islander                         | <1           | <1           | <1           | <1           | <1           |
| Pacific Islander (reported beginning 2012-2013) |              |              |              | <1           | <1           |
| Black   | 18.3         | 19.6         | 21.3         | 22.8         | 51           |
| Hispanic  | <1           | <1           | 1            | 1.1          | 11           |
| Multi-Ethnic                                    | <1           | <1           | <1           | <1           | <1           |
| White   | 60           | 60.1         | 56.8         | 54.4         | 26           |
| ESOL: Percent Enrolled                          | 1.7          | 1.4          | 1.8          | 2.7          | 1.1          |
| SPED: Percent Enrolled                          | 10.4         | 11.5         | 11.5         | 9.4          | 13.4         |
| F/R Lunch: Percent Eligible                     | 18.7         | 19.6         | 22.9         | 24.2         | 48.1         |
| <b>Average Student Attendance</b>               | <b>96.44</b> | <b>96.17</b> | <b>97.16</b> | <b>96.75</b> | <b>96.84</b> |



# College and Career Ready Performance Index (CCRPI)

Richard Woods Georgia's School Superintendent



| «School»   | CCRPI Score | Sum of Achievement, Progress, Achievement Gap, and Challenge Points |                 |                        |                              |                          |
|------------|-------------|---|-----------------|------------------------|------------------------------|--------------------------|
|            |             | Achievement Points  | Progress Points | Achievement Gap Points | Challenge Points             |                          |
|            |             |   |                 |                        | ED/EL/SWD Performance Points | Exceeding the Bar Points |
| CCRPI 2012 | 90.1        | 58.3  | 17.8            | 11                     | 2.5                          | .5                       |
|            |             |   |                 |                        | 3                            |                          |
| CCRPI 2013 | 94.4        | 57.6  | 19.4            | 14                     | 2.9                          | .5                       |
|            |             |   |                 |                        | 3.4                          |                          |
| CCRPI 2014 | 81.9        | 53.6  | 15.8            | 9                      | 3.5                          | 0                        |
|            |             |   |                 |                        | 3.5                          |                          |

## School Data Component - Middle

|                                   |                             |
|-----------------------------------|-----------------------------|
| Name of School:                   | J.C. Booth Middle School    |
| Street Address:                   | 250 Peachtree Parkway       |
| City, State Zip Code:             | Peachtree City, GA 30269    |
| GA DOE School Facility Code:      | 17                          |
| Designated School Contact Person: |                             |
| Name                              | Steven Greene               |
| Title                             | Principal                   |
| Telephone Number                  | 770-631-3240                |
| Fax Number                        | 770-631-3245                |
| Email Address                     | greene.steve@mail.fcboe.org |
| Grades Served By School:          | 6-8                         |

## School Demographic Trend Data by Subgroup - Middle

| «School»  | School Year  |              |              |              |              |
|---|--------------|--------------|--------------|--------------|--------------|
|   | 2009-10      | 2010-11      | 2011-12      | 2012-13      | 2013-14      |
| <b>Student Enrollment</b>                       | <b>1076</b>  | <b>1094</b>  | <b>1078</b>  | <b>1101</b>  | <b>1248</b>  |
| American Indian                                 | <1           | <1           | <1           | <1           | <1           |
| Asian /Pacific Islander                         | 6.2          | 5.8          | 6.9          | 8.2          | 8.5          |
| Pacific Islander (reported beginning 2012-2013) |              |              |              | 0            | 0            |
| Black   | 11.1         | 11           | 12.3         | 11.4         | 12           |
| Hispanic  | 9.7          | 9.6          | 10.1         | 9.7          | 9.7          |
| Multi-Ethnic                                    | 7.3          | 7.1          | 6.2          | 6.2          | 6            |
| White   | 65.5         | 66           | 64.1         | 64.3         | 63.5         |
| ESOL: Percent Enrolled                          | 2.0          | 2.7          | 1.9          | 2.0          | 1.8          |
| SPED: Percent Enrolled                          | 7.7          | 8.6          | 8.6          | 8.9          | 9.8          |
| F/R Lunch: Percent Eligible                     | 16.5         | 15.1         | 18.4         | 16.3         | 19.6         |
| <b>Average Student Attendance</b>               | <b>96.18</b> | <b>95.75</b> | <b>96.81</b> | <b>96.07</b> | <b>96.57</b> |



**College and Career Ready  
Performance Index (CCRPI)**

Richard Woods *Georgia's School Superintendent*



| «School»   | CCRPI Score | Sum of Achievement, Progress, Achievement Gap, and Challenge Points |                 |                        |                              |                          |
|------------|-------------|---|-----------------|------------------------|------------------------------|--------------------------|
|            |             | Achievement Points  | Progress Points | Achievement Gap Points | Challenge Points             |                          |
|            |             |   |                 |                        | ED/EL/SWD Performance Points | Exceeding the Bar Points |
| CCRPI 2012 | 90          | 57.1  | 16.5            | 14                     | 1.9                          | .5                       |
|            |             |   |                 |                        | 2.4                          |                          |
| CCRPI 2013 | 88.9        | 57.6  | 16              | 13                     | 1.8                          | .5                       |
|            |             |   |                 |                        | 2.3                          |                          |
| CCRPI 2014 | 90.4        | 58.2  | 16.1            | 13                     | 2.1                          | 1                        |
|            |             |   |                 |                        | 3.1                          |                          |

## School Data Component - Middle

|                                   |                            |
|-----------------------------------|----------------------------|
| Name of School:                   | Flat Rock Middle School    |
| Street Address:                   | 325 Jenkins Road           |
| City, State Zip Code:             | Tyrone, GA 30290           |
| GA DOE School Facility Code:      | 18                         |
| Designated School Contact Person: |                            |
| Name                              | Jade Bolton                |
| Title                             | Principal                  |
| Telephone Number                  | 770-969-2830               |
| Fax Number                        | 770-969-2835               |
| Email Address                     | bolton.jade@mail.fcboe.org |
| Grades Served By School:          | 6-8                        |

## School Demographic Trend Data by Subgroup - Middle

| «School»  | School Year |         |         |         |         |
|---|-------------|---------|---------|---------|---------|
|   | 2009-10     | 2010-11 | 2011-12 | 2012-13 | 2013-14 |
| Student Enrollment                              | 884         | 898     | 895     | 922     | 897     |
| American Indian                                 | >1          | >1      | >1      | >1      | >1      |
| Asian /Pacific Islander                         | >1          | >1      | >1      | >1      | >1      |
| Pacific Islander (reported beginning 2012-2013) |             |         |         | >1      | >1      |
| Black   | 47.1        | 47.8    | 48.4    | 48.2    | 50.7    |
| Hispanic  | 12.3        | 13.4    | 15.0    | 15.9    | 17.7    |
| Multi-Ethnic                                    | >1          | >1      | >1      | >1      | >1      |
| White   | 29.4        | 28.3    | 27.2    | 26.7    | 23.7    |
| ESOL: Percent Enrolled                          | 2.1         | 3.6     | 2.5     | 2.8     | 3.8     |
| SPED: Percent Enrolled                          | 8.1         | 8.6     | 8.8     | 10.3    | 10.9    |
| F/R Lunch: Percent Eligible                     | 35.2        | 35.6    | 42.4    | 42.5    | 47.7    |
| Average Student Attendance                      | 96.24       | 95.99   | 96.74   | 96.81   | 97.1    |



# College and Career Ready Performance Index (CCRPI)

Richard Woods Georgia's School Superintendent



| «School»   | CCRPI Score | Sum of Achievement, Progress, Achievement Gap, and Challenge Points |                 |                        |                              |                          |
|------------|-------------|---|-----------------|------------------------|------------------------------|--------------------------|
|            |             | Achievement Points  | Progress Points | Achievement Gap Points | Challenge Points             |                          |
|            |             |   |                 |                        | ED/EL/SWD Performance Points | Exceeding the Bar Points |
| CCRPI 2012 | 85.2        | 51.8  | 17.5            | 12                     | 3.9                          | 0                        |
|            |             |   |                 |                        | 3.9                          |                          |
| CCRPI 2013 | 84.4        | 53  | 17.5            | 10                     | 3.4                          | .5                       |
|            |             |   |                 |                        | 3.9                          |                          |
| CCRPI 2014 | 82.9        | 53.6  | 16.7            | 9                      | 3.6                          | 0                        |
|            |             |   |                 |                        | 3.6                          |                          |



## School Data Component - Middle

|                                   |                            |
|-----------------------------------|----------------------------|
| Name of School:                   | Rising Starr Middle School |
| Street Address:                   | 183 Panther Path           |
| City, State Zip Code:             | Fayetteville, GA 30215     |
| GA DOE School Facility Code:      | 20                         |
| Designated School Contact Person: |                            |
| Name                              | Nancy Blair                |
| Title                             | Principal                  |
| Telephone Number                  | 770-486-2721               |
| Fax Number                        | 770-486-2727               |
| Email Address                     | blair.nancy@mail.fcboe.org |
| Grades Served By School:          | 6-8                        |

## School Demographic Trend Data by Subgroup - Middle

| «School»  | School Year  |              |              |              |              |
|---|--------------|--------------|--------------|--------------|--------------|
|   | 2009-10      | 2010-11      | 2011-12      | 2012-13      | 2013-14      |
| <b>Student Enrollment</b>                       | <b>1134</b>  | <b>1069</b>  | <b>1077</b>  | <b>1068</b>  | <b>1002</b>  |
| American Indian                                 | >1           | >1           | >1           | >1           | >1           |
| Asian /Pacific Islander                         | 3.3          | 3.4          | 4.7          | 4.7          | 5.4          |
| Pacific Islander (reported beginning 2012-2013) |              |              |              | >1           | >1           |
| Black   | 7.6          | 8.2          | 8.4          | 10.8         | 9.2          |
| Hispanic  | 6.8          | 6.5          | 6.4          | 6.8          | 5.9          |
| Multi-Ethnic                                    | 5.3          | 4.2          | 3.2          | 3.2          | 3.4          |
| White   | 76.5         | 77.5         | 77.2         | 74.2         | 75.3         |
| ESOL: Percent Enrolled                          | 1.7          | 1.4          | >1           | 1.3          | >1           |
| SPED: Percent Enrolled                          | 8.3          | 10.4         | 11.9         | 11.0         | 10.2         |
| F/R Lunch: Percent Eligible                     | 9.2          | 13.0         | 12.0         | 13.0         | 11.0         |
| <b>Average Student Attendance</b>               | <b>95.73</b> | <b>95.27</b> | <b>96.78</b> | <b>96.27</b> | <b>96.78</b> |



# College and Career Ready Performance Index (CCRPI)

Richard Woods Georgia's School Superintendent



| «School»   | CCRPI Score | Sum of Achievement, Progress, Achievement Gap, and Challenge Points |                 |                        |                              |                          |
|------------|-------------|---|-----------------|------------------------|------------------------------|--------------------------|
|            |             | Achievement Points  | Progress Points | Achievement Gap Points | Challenge Points             |                          |
|            |             |   |                 |                        | ED/EL/SWD Performance Points | Exceeding the Bar Points |
| CCRPI 2012 | 94.3        | 58.9  | 17.6            | 15                     | 2.3                          | .5                       |
|            |             |   |                 |                        | 2.8                          |                          |
| CCRPI 2013 | 93.8        | 58.6  | 17.6            | 15                     | 2.1                          | .5                       |
|            |             |   |                 |                        | 2.6                          |                          |
| CCRPI 2014 | 92.6        | 58.9  | 16.8            | 15                     | 1.9                          | 0                        |
|            |             |   |                 |                        | 1.9                          |                          |

## School Data Component - Middle

|                                   |                               |
|-----------------------------------|-------------------------------|
| Name of School:                   | Whitewater Middle School      |
| Street Address:                   | 1533 Highway 85 South         |
| City, State Zip Code:             | Fayetteville, GA 30215        |
| GA DOE School Facility Code:      | 19                            |
| Designated School Contact Person: |                               |
| Name                              | Connie Baldwin                |
| Title                             | Principal                     |
| Telephone Number                  | 770-460-3450                  |
| Fax Number                        | 770-460-0362                  |
| Email Address                     | baldwin.connie@mail.fcboe.org |
| Grades Served By School:          | 6-8                           |

## School Demographic Trend Data by Subgroup - Middle

| «School»  | School Year |           |           |           |           |
|---|-------------|-----------|-----------|-----------|-----------|
|   | 2009-10     | 2010-11   | 2011-12   | 2012-13   | 2013-14   |
| <b>Student Enrollment</b>                       | 885         | 861       | 836       | 773       | 1001      |
| American Indian                                 | 1           | 0         | 1         | 1         | 0         |
| Asian /Pacific Islander                         | 2           | 2         | 2         | 2         | 4         |
| Pacific Islander (reported beginning 2012-2013) |             |           |           | 0         | 0         |
| Black   | 11          | 13        | 14        | 14        | 19        |
| Hispanic  | 5           | 5         | 4         | 4         | 5         |
| Multi-Ethnic                                    | 5           | 5         | 5         | 6         | 5         |
| White   | 76          | 75        | 74        | 73        | 67        |
| ESOL: Percent Enrolled                          | 0           | 0         | 0         | 0         | 0         |
| SPED: Percent Enrolled                          | 10          | 10        | 10        | 12        | 12        |
| F/R Lunch: Percent Eligible                     | 14          | 18        | 21        | 21        | 23        |
| <b>Average Student Attendance</b>               | <b>96</b>   | <b>96</b> | <b>96</b> | <b>96</b> | <b>97</b> |



**College and Career Ready  
Performance Index (CCRPI)**

Richard Woods *Georgia's School Superintendent*



| «School»   | CCRPI Score | Sum of Achievement, Progress, Achievement Gap, and Challenge Points |                 |                        |                              |                          |
|------------|-------------|---|-----------------|------------------------|------------------------------|--------------------------|
|            |             | Achievement Points  | Progress Points | Achievement Gap Points | Challenge Points             |                          |
|            |             |   |                 |                        | ED/EL/SWD Performance Points | Exceeding the Bar Points |
| CCRPI 2012 | 87.8        | 57.7  | 17.5            | 10                     | 2.6                          | 0                        |
|            |             |   |                 |                        | 2.6                          |                          |
| CCRPI 2013 | 91.2        | 58.4  | 18.2            | 11                     | 2.6                          | 1                        |
|            |             |   |                 |                        | 3.6                          |                          |
| CCRPI 2014 | 88.1        | 57.6  | 16.6            | 11                     | 2.9                          | 0                        |
|            |             |   |                 |                        | 2.9                          |                          |

## School Data Component - High

|                                   |                            |
|-----------------------------------|----------------------------|
| Name of School:                   | Fayette County High School |
| Street Address:                   | 1 Tiger Trail              |
| City, State Zip Code:             | Fayetteville, GA 30214     |
| GA DOE School Facility Code:      | 1                          |
| Designated School Contact Person: |                            |
| Name                              | Dr. Daniel "Dan" Lane      |
| Title                             | Principal                  |
| Telephone Number                  | 770-460-3540               |
| Fax Number                        | 770-460-3410               |
| Email Address                     | lane.daniel@mail.fcboe.org |
| Grades Served By School:          | 9-12                       |

## School Demographic Trend Data by Subgroup - High

| «School»  | School Year |             |             |             |             |
|---|-------------|-------------|-------------|-------------|-------------|
|   | 2009-10     | 2010-11     | 2011-12     | 2012-13     | 2013-14     |
| <b>Student Enrollment</b>                       | <b>1455</b> | <b>1350</b> | <b>1331</b> | <b>1317</b> | <b>1316</b> |
| American Indian                                 | 0           | 0           | 0           | 0           | 1           |
| Asian /Pacific Islander                         | 6           | 5           | 7           | 6           | 6           |
| Pacific Islander (reported beginning 2012-2013) |             |             |             | 0           | 0           |
| Black   | 48          | 49          | 50          | 50          | 52          |
| Hispanic  | 7           | 7           | 8           | 8           | 8           |
| Multi-Ethnic                                    | 10          | 9           | 9           | 8           | 7           |
| White   | 30          | 28          | 27          | 28          | 25          |
| ESOL: Percent Enrolled                          | 1           | 1           | 1           | 1           | 1           |
| SPED: Percent Enrolled                          | 9           | 10          | 8           | 9           | 10          |
| F/R Lunch: Percent Eligible                     | 32          | 35          | 34          | 35          | 42          |
| <b>Average Student Attendance</b>               |             |             | <b>95.7</b> | <b>95.6</b> | <b>96.2</b> |



**College and Career Ready  
Performance Index (CCRPI)**

**Richard Woods** *Georgia's School Superintendent*



| «School»   | CCRPI Score | Sum of Achievement, Progress, Achievement Gap, and Challenge Points |                 |                        |                              |                          |
|------------|-------------|---|-----------------|------------------------|------------------------------|--------------------------|
|            |             | Achievement Points  | Progress Points | Achievement Gap Points | Challenge Points             |                          |
|            |             |   |                 |                        | ED/EL/SWD Performance Points | Exceeding the Bar Points |
| CCRPI 2012 | 79.7        | 49.4  | 18.5            | 12.5                   | 3.3                          | 0                        |
|            |             |   |                 |                        | 3.3                          |                          |
| CCRPI 2013 | 78.3        | 45.8  | 17.4            | 11.3                   | 3.8                          | 0                        |
|            |             |   |                 |                        | 3.8                          |                          |
| CCRPI 2014 | 71.9        | 45.4  | 16.4            | 7.5                    | 2.6                          | 0                        |
|            |             |   |                 |                        | 2.6                          |                          |

## School Data Component - High

|                                   |                          |
|-----------------------------------|--------------------------|
| Name of School:                   | McIntosh High School     |
| Street Address:                   | 201 Walt Banks Road      |
| City, State Zip Code:             | Peachtree City, GA 30269 |
| GA DOE School Facility Code:      | 3                        |
| Designated School Contact Person: |                          |
| Name                              | Lisa Fine                |
| Title                             | Principal                |
| Telephone Number                  | 770-631-3232             |
| Fax Number                        | 770-631-3278             |
| Email Address                     | fine.lisa@mail.fcboe.org |
| Grades Served By School:          | 9-12                     |

## School Demographic Trend Data by Subgroup - High

| «School»  | School Year |             |             |             |             |
|---|-------------|-------------|-------------|-------------|-------------|
|   | 2009-10     | 2010-11     | 2011-12     | 2012-13     | 2013-14     |
| <b>Student Enrollment</b>                       | <b>1707</b> | <b>1782</b> | <b>1710</b> | <b>1712</b> | <b>1741</b> |
| American Indian                                 | 2           | <1          | <1          | <1          | <1          |
| Asian /Pacific Islander                         | 4.9         | 5.2         | 5.4         | 6.1         | 6.6         |
| Pacific Islander (reported beginning 2012-2013) |             |             |             | <1          | <1          |
| Black   | 9.3         | 10.9        | 10          | 10.2        | 11.1        |
| Hispanic  | 5.6         | 9.8         | 10.3        | 9.9         | 9.7         |
| Multi-Ethnic                                    | 8.1         | 6.7         | 7.4         | 6.7         | 6.4         |
| White   | 69.8        | 67          | 66.4        | 66.8        | 65.8        |
| ESOL: Percent Enrolled                          | 1           | 2           | 2           | 2           | 3           |
| SPED: Percent Enrolled                          | 6.4         | 6           | 5.7         | 5.6         | 6.5         |
| F/R Lunch: Percent Eligible                     | 11          | 11          | 10          | 11          | 13          |
| <b>Average Student Attendance</b>               | <b>95.9</b> | <b>95.7</b> | <b>96.8</b> | <b>96.3</b> | <b>96.5</b> |



# College and Career Ready Performance Index (CCRPI)

Richard Woods Georgia's School Superintendent



| «School»   | CCRPI Score | Sum of Achievement, Progress, Achievement Gap, and Challenge Points |                 |                        |                              |                          |
|------------|-------------|---|-----------------|------------------------|------------------------------|--------------------------|
|            |             | Achievement Points  | Progress Points | Achievement Gap Points | Challenge Points             |                          |
|            |             |   |                 |                        | ED/EL/SWD Performance Points | Exceeding the Bar Points |
| CCRPI 2012 | 93.3        | 55  | 21.1            | 15                     | 1.7                          | .5                       |
|            |             |   |                 |                        | 2.2                          |                          |
| CCRPI 2013 | 91.9        | 54.7  | 20.3            | 15                     | 1.4                          | .5                       |
|            |             |   |                 |                        | 1.9                          |                          |
| CCRPI 2014 | 92.9        | 55.2  | 20              | 15                     | 1.7                          | 1                        |
|            |             |   |                 |                        | 2.7                          |                          |



## School Data Component - High

|                                   |                              |
|-----------------------------------|------------------------------|
| Name of School:                   | Sandy Creek High School      |
| Street Address:                   | 360 Jenkins Road             |
| City, State Zip Code:             | Tyrone, GA 30290             |
| GA DOE School Facility Code:      | 5                            |
| Designated School Contact Person: |                              |
| Name                              | Robert Hunter                |
| Title                             | Principal                    |
| Telephone Number                  | 770-969-2840                 |
| Fax Number                        | 770-969-2838                 |
| Email Address                     | hunter.robert@mail.fcboe.org |
| Grades Served By School:          | 9-12                         |


## School Demographic Trend Data by Subgroup - High

| «School»  | School Year  |              |              |              |              |
|---|--------------|--------------|--------------|--------------|--------------|
|   | 2009-10      | 2010-11      | 2011-12      | 2012-13      | 2013-14      |
| <b>Student Enrollment</b>                       | <b>1388</b>  | <b>1310</b>  | <b>1284</b>  | <b>1272</b>  | <b>1271</b>  |
| American Indian                                 | <1           | <1           | <1           | <1           | <1           |
| Asian /Pacific Islander                         | 2            | 2.2          | 2.1          | 2.9          | 2.9          |
| Pacific Islander (reported beginning 2012-2013) |              |              |              | 0            | 0            |
| Black   | 49.6         | 49.2         | 49.8         | 51.0         | 50.1         |
| Hispanic  | 9.4          | 10.4         | 10.3         | 11.6         | 12.6         |
| Multi-Ethnic                                    | <1           | <1           | <1           | <1           | <1           |
| White   | 32           | 30.5         | 30.2         | 27.1         | 26.5         |
| ESOL: Percent Enrolled                          | <1           | <1           | <1           | <1           | <1           |
| SPED: Percent Enrolled                          | 6.3          | 6.1          | 6.4          | 8.4          | 8.6          |
| F/R Lunch: Percent Eligible                     | 23.7         | 23.7         | 26.8         | 27.8         | 31.7         |
| <b>Average Student Attendance</b>               | <b>96.25</b> | <b>95.48</b> | <b>96.69</b> | <b>96.52</b> | <b>96.67</b> |



# College and Career Ready Performance Index (CCRPI)

Richard Woods Georgia's School Superintendent



| «School»   | CCRPI Score | Sum of Achievement, Progress, Achievement Gap, and Challenge Points |                 |                        |                              |                          |
|------------|-------------|---|-----------------|------------------------|------------------------------|--------------------------|
|            |             | Achievement Points  | Progress Points | Achievement Gap Points | Challenge Points             |                          |
|            |             |   |                 |                        | ED/EL/SWD Performance Points | Exceeding the Bar Points |
| CCRPI 2012 | 77.4        | 47.8  | 17.6            | 8.7                    | 3.3                          | 0                        |
|            |             |   |                 |                        | 3.3                          |                          |
| CCRPI 2013 | 75.2        | 47.5  | 16.2            | 8.7                    | 2.8                          | 0                        |
|            |             |   |                 |                        | 2.8                          |                          |
| CCRPI 2014 | 72.9        | 46.5  | 14.9            | 8.7                    | 2.3                          | .5                       |
|            |             |   |                 |                        | 2.8                          |                          |

## School Data Component - High

|                                   |                              |
|-----------------------------------|------------------------------|
| Name of School:                   | Starr's Mill High School     |
| Street Address:                   | 193 Panther Path             |
| City, State Zip Code:             | Fayetteville, GA 30215       |
| GA DOE School Facility Code:      | 7                            |
| Designated School Contact Person: |                              |
| Name                              | Allen Leonard                |
| Title                             | Principal                    |
| Telephone Number                  | 770-486-2710                 |
| Fax Number                        | 770-486-2716                 |
| Email Address                     | leonard.allen@mail.fcboe.org |
| Grades Served By School:          | 9-12                         |

## School Demographic Trend Data by Subgroup - High

| «School»  | School Year  |              |             |             |             |
|---|--------------|--------------|-------------|-------------|-------------|
|   | 2009-10      | 2010-11      | 2011-12     | 2012-13     | 2013-14     |
| <b>Student Enrollment %</b>                     | <b>1587</b>  | <b>1587</b>  | <b>1558</b> | <b>1566</b> | <b>1518</b> |
| American Indian                                 | <1           | <1           | <1          | <1          | <1          |
| Asian /Pacific Islander                         | <1           | <1           | <1          | <1          | <1          |
| Pacific Islander (reported beginning 2012-2013) |              |              |             | <1          | <1          |
| Black   | <1           | <1           | <1          | <1          | <1          |
| Hispanic  | <1           | <1           | <1          | <1          | <1          |
| Multi-Ethnic                                    | <1           | <1           | <1          | <1          | <1          |
| White   | 76           | 80           | 77          | 76          | 76          |
| ESOL: Percent Enrolled                          |              | 1.4          | 1.1         | 1.0         | 0.9         |
| SPED: Percent Enrolled                          | 8.2          | 7.4          | 8.6         | 8.9         | 9.2         |
| F/R Lunch: Percent Eligible                     |              | 8            | 8           | 10          | 10          |
| <b>Average Student Attendance</b>               | <b>96.13</b> | <b>95.32</b> | <b>96.6</b> | <b>96.8</b> | <b>97</b>   |



**College and Career Ready  
Performance Index (CCRPI)**

Richard Woods *Georgia's School Superintendent*



| «School»   | CCRPI Score | Sum of Achievement, Progress, Achievement Gap,<br>and Challenge Points |                    |                           |                                    |                                |
|------------|-------------|--|--------------------|---------------------------|------------------------------------|--------------------------------|
|            |             | Achievement<br>Points  | Progress<br>Points | Achievement<br>Gap Points | Challenge Points                   |                                |
|            |             |  |                    |                           | ED/EL/SWD<br>Performance<br>Points | Exceeding<br>the Bar<br>Points |
| CCRPI 2012 | 89.1        | 53.7   | 19.4               | 13.8                      | 1.7                                | .5                             |
|            |             |  |                    |                           | 2.2                                |                                |
| CCRPI 2013 | 90.1        | 53.9   | 18.3               | 15                        | 1.9                                | 1                              |
|            |             |  |                    |                           | 2.9                                |                                |
| CCRPI 2014 | 85.4        | 54   | 16.8               | 12.5                      | 1.6                                | .5                             |
|            |             |  |                    |                           | 2.1                                |                                |

## School Data Component - High

|                                   |                           |
|-----------------------------------|---------------------------|
| Name of School:                   | Whitewater High School    |
| Street Address:                   | 100 Wildcat Way           |
| City, State Zip Code:             | Fayetteville, GA 30215    |
| GA DOE School Facility Code:      | 9                         |
| Designated School Contact Person: |                           |
| Name                              | Roy Rabold                |
| Title                             | Principal                 |
| Telephone Number                  | 770-460-3935              |
| Fax Number                        | 770-460-3973              |
| Email Address                     | rabold.roy@mail.fcboe.org |
| Grades Served By School:          | 9-12                      |

## School Demographic Trend Data by Subgroup - High

| «School»  | School Year  |              |              |              |              |
|---|--------------|--------------|--------------|--------------|--------------|
|   | 2009-10      | 2010-11      | 2011-12      | 2012-13      | 2013-14      |
| <b>Student Enrollment</b>                       | 1634         | 1518         | 1445         | 1357         | 1364         |
| American Indian                                 | 0            | 0            | 0            | 0            | 1            |
| Asian /Pacific Islander                         | 2            | 2            | 2            | 3            | 2            |
| Pacific Islander (reported beginning 2012-2013) |              |              |              | 0            | 0            |
| Black   | 13           | 14           | 15           | 15           | 16           |
| Hispanic  | 4            | 4            | 4            | 5            | 4            |
| Multi-Ethnic                                    | 6            | 6            | 6            | 6            | 6            |
| White   | 74           | 73           | 73           | 72           | 71           |
| ESOL: Percent Enrolled                          | 0            | 0            | 0            | 0            | 0            |
| SPED: Percent Enrolled                          | 7.5          | 7.5          | 7.8          | 7.6          | 8.8          |
| F/R Lunch: Percent Eligible                     | 12           | 12           | 13           | 14           | 14           |
| <b>Average Student Attendance</b>               | <b>96.20</b> | <b>94.46</b> | <b>96.12</b> | <b>96.17</b> | <b>96.57</b> |



**College and Career Ready  
Performance Index (CCRPI)**

**Richard Woods** *Georgia's School Superintendent*



| «School»   | CCRPI Score | Sum of Achievement, Progress, Achievement Gap, and Challenge Points |                 |                        |                              |                          |
|------------|-------------|---|-----------------|------------------------|------------------------------|--------------------------|
|            |             | Achievement Points  | Progress Points | Achievement Gap Points | Challenge Points             |                          |
|            |             |   |                 |                        | ED/EL/SWD Performance Points | Exceeding the Bar Points |
| CCRPI 2012 | 80.7        | 51.8  | 16.7            | 10                     | 1.7                          | .5                       |
|            |             |   |                 |                        | 2.2                          |                          |
| CCRPI 2013 | 84.8        | 52.1  | 17.7            | 12.5                   | 2                            | .5                       |
|            |             |   |                 |                        | 2.5                          |                          |
| CCRPI 2014 | 84.5        | 52.3  | 17              | 12.5                   | 2.2                          | .5                       |
|            |             |   |                 |                        | 2.7                          |                          |